

**GRADE 06**

# **UNIT 06**

**PLAY, PRACISE, ENJOY**

**VOCABULARY &  
GRAMMAR REVISION**



# UNIT 06: PLAY, PRACTISE, ENJOY

WORK HARD,  
PLAY HARD,  
BE YOUR  
BEST!

Let's revise the unit's vocabulary



activity (n.)		discover (v.)		confidence (n.)		choose (v.)	
custom (n.)		practise (v.)		fitness (n.)		combine (v.)	
history (n.)		repeat (v.)		goal (n.)		concentrate (v.)	
imagination (n.)		unwind (v.)		rider (n.)		decide (v.)	
knitting (n.)		bright (adj.)		team (n.)		offer (v.)	
pattern (n.)		colourful (adj.)		teamwork (n.)		peaceful (adj.)	
photography (n.)		controlled (adj.)		blend (v.) (n.)		popular (adj.)	
skill (n.)		enjoyable (adj.)		tricky (adj.)		across (adv.)	
weaving (n.)		beautifully (adv.)		carefully (adv.)			



# UNIT 06: PLAY, PRACTISE, ENJOY



## U.6-L.1 THE JOY OF HOBBIES P.31

activity	(n.)	
custom	(n.)	
history	(n.)	
imagination	(n.)	
knitting	(n.)	
pattern	(n.)	
photography	(n.)	
skill	(n.)	
weaving	(n.)	

discover	(v.)	
practise	(v.)	
repeat	(v.)	
unwind	(v.)	
bright	(adj.)	
colourful	(adj.)	
controlled	(adj.)	
enjoyable	(adj.)	
beautifully	(adv.)	
carefully	(adv.)	

## U.6-L.5 CHOOSING THE RIGHT SPORT P.36

confidence	(n.)	
fitness	(n.)	
goal	(n.)	
rider	(n.)	
team	(n.)	
teamwork	(n.)	
blend	(v.) (n.)	

choose	(v.)	
combine	(v.)	
concentrate	(v.)	
decide	(v.)	
offer	(v.)	
peaceful	(adj.)	
popular	(adj.)	
tricky	(adj.)	
across	(adv.)	



Choose the best option to complete the sentence!

# U.6-L.1

## "CHOOSING THE RIGHT WORD!"

Student's Book P.31



1. The festival was full of ..... lights and decorations.

a. peaceful

b. tricky

c. colourful

d. popular

2. The pilot made a ..... landing despite the wind.

a. controlled

b. tricky

c. popular

d. peaceful

3. The trip to the mountains was very .....

a. enjoyable

b. tricky

c. popular

d. peaceful

4. She painted the picture ..... and neatly.

a. across

b. carefully

c. beautifully

d. fitness

5. The bride was dressed ..... for the wedding ceremony.

a. carefully

b. beautifully

c. across

d. peacefully



Choose the best option to complete the sentence!

**U.6-L.1**

**"CHOOSING THE RIGHT WORD!"**

**Student's Book P.31**



6. The old castle has a long and interesting .....

a. confidence

b. fitness

c. goal

d. history

7. Writers use their ..... to create amazing stories.

a. imagination

b. confidence

c. goal

d. fitness

8. Traditional ..... is used to make carpets in many villages.

a. fitness

b. goal

c. team

d. weaving

9. She has great ..... in painting and drawing.

a. goal

b. team

c. skill

d. fitness

10. My grandmother enjoys ..... in her free time.

a. fitness

b. knitting

c. goal

d. team



Choose the best option to complete the sentence!

# U.6-L.1

## "CHOOSING THE RIGHT WORD!"

Student's Book P.31



11. Scientists work hard to ..... new planets.

a. choose

b. combine

c. decide

d. discover

12. Athletes ..... every day to improve their performance.

a. practise

b. decide

c. choose

d. offer

13. Please ..... the sentence after the teacher.

a. choose

b. decide

c. repeat

d. offer

14. After a long day, I like to ..... by listening to music.

a. decide

b. unwind

c. choose

d. combine

15. The sun was very ..... in the clear sky.

a. tricky

b. popular

c. peaceful

d. bright



Choose the best option to complete the sentence!

**Unit 06 Lesson 05**

# CHOOSING THE RIGHT SPORT



1. Adham trained every day to improve his .....  
a. skill      **b. fitness**      c. activity      d. history
2. Hana must ..... carefully before making a final decision.  
a. repeat      **b. practise**      c. discover      d. choose
3. That singer is very ..... among teenagers.  
**a. popular**      b. colourful      c. bright      d. controlled
4. It was a ..... question that needed deep thinking.  
**a. tricky**      b. enjoyable      c. controlled      d. colourful
5. The bridge goes ..... the river.  
a. beautifully      b. carefully      **c. across**      d. controlled



Choose the best option to complete the sentence!

**Unit 06 Lesson 05**

# CHOOSING THE RIGHT SPORT



6. His main ..... is to win the championship.

- a. activity      **b. goal**      c. skill      d. history

7. Please ..... on your homework.

- a. concentrate**      b. repeat      c. unwind      d. discover

8. The artist will ..... blue and yellow to make green.

- a. repeat      b. practise      c. discover      **d. blend**

9. She spoke with great ..... during the speech.

- a. custom      b. activity      **c. confidence**      d. history

10. The company will ..... free samples to customers.

- a. offer**      b. combine      c. repeat      d. practise



Choose the best option to complete the sentence!

**Unit 06 Lesson 05**

# CHOOSING THE RIGHT SPORT



11. Our school ..... won the final match.

- a. activity                      b. history                      c. skill                      **d. team**

12. The workers will ..... the two parts together.

- a. repeat                      **b. combine**                      c. practise                      d. discover

13. The village is quiet and ..... at night.

- a. peaceful**                      b. bright                      c. colourful                      d. enjoyable

14. The horse ..... won the race easily.

- a. skill                      b. history                      **c. rider**                      d. pattern

15. Good ..... helps groups succeed.

- a. knitting                      b. weaving                      c. activity                      **d. teamwork**



# LET'S PRACTISE THE UNIT'S GRAMMAR

Practice  
makes  
perfect!

## UNIT 06 : PLAY, PRACTISE, ENJOY

### PREPOSITIONS OF TIME AND PLACE ( IN , ON , AT , TO )

#### IN

We use **IN** for larger places and longer periods of time.

##### EXAMPLES

- in a room 
- in a city 
- in July 
- in 2025 
- in the morning 
- in the summer 

#### ON

We use **ON** for surfaces and days and dates.

##### EXAMPLES

- on the table 
- on the wall 
- on the floor 
- on Monday 
- on April 5th 
- on my birthday 

#### AT

We use **AT** for specific times and places.

##### EXAMPLES

- at home 
- at school 
- at the bus stop 
- at 7 o'clock 
- at noon 
- at night 
- at the weekend 

#### TO

We use **TO** for movement or direction.

##### EXAMPLES

- go to school 
- go to the park 
- go to Paris 
- go to the beach 
- go to the stadium 

### PASSIVE VOICE (PAST SIMPLE)

We use the **passive voice** when the action is more important than the person who does it.

**SUBJECT** (object) + **WAS / WERE** (not) + **PAST PARTICIPLE**




#### USE BY + AGENT

We use **by + agent** (the doer) at the end of the sentence.

The cake was made **by my sister**.



#### EXAMPLES

	Active: They played the match. Passive: The match <b>was played</b> .
	Active: She painted a beautiful picture. Passive: A beautiful picture <b>was painted</b> .
	Active: Someone stole my wallet. Passive: My wallet <b>was stolen</b> .
	Active: They cooked dinner. Passive: Dinner <b>was cooked</b> .
	Active: The postman delivered the letters. Passive: The letters <b>were delivered</b> .

#### COMMON TIME EXPRESSIONS

- yesterday 
- last week / month / year 
- two days ago 
- in 2020 
- a few minutes ago 

**TIPS!**

- Most verbs add **-ed** to form the **past participle**.
- If the verb is **irregular**, you have to learn it.

• go → gone    make → made    eat → eaten  
• see → seen    write → written    do → done



**PLAY, PRACTISE, ENJOY AND KEEP IMPROVING!**





Let's learn how to use prepositions!

# PREPOSITIONS OF TIME AND PLACE

(in, on, at, to)



## IN

We use IN for larger places, areas or longer periods of time.

### PLACE

- in a room
- in a building
- in a city / country



### TIME

- in the morning
- in July
- in 2025
- in the summer



### EXAMPLE SENTENCES

- I live in a big city.
- We will go on holiday in July.

## ON

We use ON for surfaces and specific days or dates.

### PLACE

- on the table
- on the wall
- on the floor



### TIME

- on Monday
- on my birthday
- on April 5th
- on weekend



### EXAMPLE SENTENCES

- The book is on the table.
- My birthday is on March 10th.

## AT

We use AT for specific times and exact locations.

### PLACE

- at home
- at school
- at the bus stop



### TIME

- at 7 o'clock
- at noon
- at night
- at the weekend



### EXAMPLE SENTENCES


- I will be at home at 6 o'clock.
- We meet at the bus stop.

## TO

We use TO to show movement or direction towards something.

### PLACE

- go to school
- go to the park
- go to Paris



### TIME

- from Monday to Friday
- from June to August
- from 5 o'clock to 6 o'clock



### EXAMPLE SENTENCES

- I go to school every day.
- We will travel to London.



Choose the best option to complete the sentence!

# Preposition of Time

(in, on, at, to)



1. I usually go swimming ..... summer because the weather is sunny.

a. in

b. on

c. at

d. to

2. The meeting will be held ..... Monday afternoon in the main hall.

a. in

b. on

c. at

d. to

3. My brother is going ..... London next week to visit his cousins.

a. in

b. on

c. at

d. to

4. The train leaves ..... 7 a.m., so we need to arrive early at the station.

a. in

b. on

c. at

d. to

5. We usually have our family picnic ..... August when school is closed.

a. in

b. on

c. at

d. to



Choose the best option to complete the sentence!

# Preposition of Time

(in, on, at, to)



6. She will meet her friends ..... Friday at the café near the park.

- a. in      **b. on**      c. at      d. to

7. I need to go ..... the library this afternoon to borrow some books.

- a. in      b. on      c. at      **d. to**

8. The class starts ..... 9 a.m. sharp, so students must not be late.

- a. in      b. on      **c. at**      d. to

9. My father was born ..... 1975, and he celebrates his birthday every year.

- a. in**      b. on      c. at      d. to

10. We visited the museum ..... 12th June during our school trip.

- a. in      **b. on**      c. at      d. to



Choose the best option to complete the sentence!

# Preposition of Time

(in, on, at, to)



11. The children ran ..... the playground to reach the swings quickly.

a. in

b. on

c. at

d. to

12. I usually take a short nap ..... noon before continuing my homework.

a. in

b. on

c. at

d. to

13. The books are ..... the shelf in the library near the window.

a. in

b. on

c. at

d. to

14. She left her bag ..... the table while she went to answer the phone.

a. in

b. on

c. at

d. to

15. I walked ..... the park to meet my friends near the fountain.

a. in

b. on

c. at

d. to



We use the passive voice when the action is more important than the person who does it!

# PASSIVE VOICE (PAST SIMPLE)



### WHAT IS PASSIVE VOICE?

In the passive voice, the **object** of the action becomes the **subject** of the sentence.

### FORM (PAST SIMPLE)

**SUBJECT (object)** + **WAS / WERE** - **PAST PARTICIPLE**  
(not)






- I / He / She / It → **was**
- We / You / They → **were**

### PAST PARTICIPLE – REGULAR VERBS

Most verbs add **-ed**.

play → played	clean → cleaned
visit → visited	watch → watched

### EXAMPLES

	Active: They played the match. Passive: The match <b>was played</b> .
	Active: She painted a beautiful picture. Passive: A beautiful picture <b>was painted</b> .
	Active: Someone stole my wallet. Passive: My wallet <b>was stolen</b> .
	Active: They cooked dinner. Passive: Dinner <b>was cooked</b> .
	Active: The postman delivered the letters. Passive: The letters <b>were delivered</b> .

### NOTES

- We often use *by* + agent (the doer) at the end of the sentence.  
The cake was made *by my sister*.
- If we don't know who did it or it is not important, we can leave out *by*.  
My bike was repaired *yesterday*.

### COMMON TIME EXPRESSIONS

- yesterday
- last week / month / year
- two days ago
- in 2020
- a few minutes ago




## TIPS!

Find the **object** of the sentence. It becomes the **subject**.

Use **was** or **were** depending on the subject.


Use the **past participle** of the main verb.

Add **by + agent** if you want to say who did the action.



# Passive Voice

## (Past simple)



1. The mechanic fixed the car yesterday.

(Passive)

**The car was fixed yesterday by the mechanic.** .....

2. The students completed the project last week.

(Passive)

**The project was completed last week by the students.** .....

3. The police arrested the thief last night.

(Passive)

**The thief was arrested last night by the police.** .....

4. The chef prepared the meal in the morning.

(Passive)

**The meal was prepared by the chef.** .....

5. The workers built the bridge last year.


(Passive)

**The bridge was built last year by the workers.** .....



# Passive Voice

## (Past simple)



6. The manager organized the meeting yesterday. (Passive)

**The meeting was organised by the manager yesterday.**

.....

7. The nurse helped the patient yesterday afternoon. (Passive)

**The patient was helped yesterday afternoon by the nurse.**

.....

8. The company launched a new product last month. (Passive)

**A new product was launched last month by the company.**

.....

9. The photographer took many pictures at the party. (Passive)

**Many pictures were taken at the party by the photographer.**

.....

10. The gardener planted the flowers last weekend. (Passive)


**The flowers were planted last weekend by the gardner.**

.....



# Passive Voice

## (Past simple)



11. The firefighters saved the family from the fire. (Passive)

**The family was saved by the firefighters from the fire.**

.....

12. The artist painted a beautiful portrait. (Passive)

**A beautiful portrait was painted by the artist.**

.....

13. The teacher explained the lesson clearly. (Passive)

**The lesson was explained clearly by the teacher.**

.....

14. The postman delivered the package this morning. (Passive)

**The package was delivered by the postman this morning.**

.....

15. The engineer designed the building last year. (Passive)

**The building was designed by the engineer last year.**

.....

**THANK YOU**

**WISH YOU  
ALL THE BEST**

