



State of Kuwait
Ministry of Education



Modified
FUN WITH
English
Pupil's Book



 LONGMAN

Wendy Superfine

Grade
4B



State of Kuwait
Ministry of Education



Modified
FUN WITH
English
Pupil's Book



 LONGMAN

Wendy Superfine

Grade
4B

© Ministry of Education - State of Kuwait. 2017

All rights reserved; no part of this publication may be reproduced, stored in a retrieval system, or transmitted in any form or by any means, electronic, mechanical, photocopying, recording, or otherwise, without the prior written permission of the Publishers.

Egyptian International Publishing Company - Longman,

10a Hussein Wassef Street,
Messaha Square,
Dokki,
Cairo,
Arab Republic of Egypt

The Longman imprint is the property of Pearson Education being used under license from Pearson Education.

First edition: 2006
Second edition: 2009
Third edition: 2018 / 2019 / 2020

Printed in Kuwait by:

Al-Alfain Printing

Acknowledgements:

Additional material provided by Jenny Goodwin and Matthew Hancock

Reviewed by: Mona AL Amir
Graphic Designer: Mohammed Zafarullah
Image Editor: Sara Haider

The publisher wishes to thank the Evaluation Committee of Kuwait Ministry of Education:

Professor Najat Al-Mutawa, Kuwait University;
Professor M. Rifqy Eassa, Educational Holding Group;
Dr. Yusur Al-Madani, Kuwait University;
Dr. Badria A. Al-Haji, College of Basic Education (PAEET);
Mrs. Sakina A. Hussein, Senior Supervisor, MoE;
Mr. Mohamed Nagib Ali, ELT Supervisor, MoE;
Mr. Sayed Ghareeb Abdel Rahman, Supervisor, MoE;
Mr. Alhu Hamu Sharaha, Senior Teacher, MoE;
Mrs. Khawla Al-Refaee, Senior Teacher, MoE;
Ms. Aisha Al-Awadhi, Assistant Principal, MoE.

The Ministry of Education wishes to thank the Amendments Committee (2009):

Mrs. Nouria Al Sedra, ELT Senior Supervisor, MoE;
Mr. Mohamed Nagib Ali, ELT Supervisor, MoE;
Mr. Sayed Ghareeb AbdelRahman, ELT Supervisor, MoE;
Mr. Mohmoud Hammouda, ELT Supervisor, MoE;
Mrs. Khawla Ahmed Al Refaee, ELT Supervisor, MoE;
Mr. Mohamed Sallam, ELT Supervisor, MoE;
Mrs. Sherifah Ali A. Al Sayegh, ELT Supervisor, MoE;
Mrs. Rehab Mohamed Nadim, ELT Head of Department, MoE;
Mrs. Rehab Mohamed Hasabullah, ELT Head of Department, MoE;
Mrs. Hessa Yaqoob Al-Banwan, ELT Head of Department, MoE;
Mrs. Noura Al Mokmash Al Azmi, ELT Head of Department, MoE;
Mrs. Azza Mohammad Awad, ELT Head of Department, MoE;
Mrs. Nevine Abdul Majeed Omar, ELT Head of Department, MoE;

A special thanks to a valued Contribution:

Mrs. Suzan Al Bishiti, ELT General Supervisor, MoE.

The Ministry of Education wishes to thank the Amendments Committee (2017):

Mrs. Amal Al-Jimaz, ELT Senior Supervisor, MOE;
Mrs. Girmeen Elsayed Gendia, ELT Supervisor, MOE;
Mrs. Rehab Mohammed Nadim, ELT Supervisor, MOE;
Mrs. Shatha Al-Naasan, ELT Supervisor, MOE;
Ms. Sakeena Hussain Kankouni, ELT Head of Department, MoE;
Mrs. Mariam Ali Mendakar, ELT Head of Department, MoE;
Mrs. Mariam Abdulatif AIMA'atooq, HOD, Curricula Development Department



Pdf Book



Share on evaluation

أودع بمكتبة الوزارة تحت رقم (٩٨) بتاريخ ١٢/١٢/٢٠١٨م



حضرة صاحب السمو الشيخ نواف الأحمد الجابر الصباح
أمير دولة الكويت

H.H. Sheikh Nawaf AL-Ahmad Al-Jaber Al-Sabah
The Amir Of The State Of Kuwait





سمو الشيخ مشعل الأحمد الجابر الصباح
ولي عهد دولة الكويت

H.H. Sheikh Meshal AL-Ahmad Al-Jaber Al-Sabah
The Crown Prince Of The State Of Kuwait



CONTENTS

Unit 5 Earth and Space 17

Unit 6 Save the Earth 29

Unit 7 A Tour Around the World 41

Unit 8 Vacations 53

Further Reading 65

And Now Read On... 73

Minimum Words to Be Taught 74

Grammar Review 75

Songs 77

Verb Table 81

Glossary 82

Pictionary 87

Projects 100

E-learning 102



Synopsis 4B

Unit title	Specific Competences to be Developed				Speech Acts	Language Structures	
5. Earth and Space	L	S	R	W	<ul style="list-style-type: none"> Asking for and giving information Making comparisons Talking about facts Talking about the past Describing Earth and space 	Vocabulary	<ul style="list-style-type: none"> Earth Space, planets and stars Landforms
	1.1	2.1	3.1	4.1		Grammar	<ul style="list-style-type: none"> Present simple Comparatives/ Superlatives Past simple with adverbs Countable and uncountable nouns Past continuous Adverbs
	1.2.1	2.2	3.2	4.2			
	1.2.2	2.3	3.3	4.3			
	1.3	2.4	3.4	4.4			
	1.4						

Unit title	Specific Competences to be Developed				Speech Acts	Language Structures	
6. Save the Earth	L	S	R	W	<ul style="list-style-type: none"> Asking for and giving information Expressing approval and disapproval Expressing opinions Asking for and giving advice Describing animals and people 	Vocabulary	<ul style="list-style-type: none"> Planting trees Environment Parts of plants
	1.1	2.1	3.1	4.1		Grammar	<ul style="list-style-type: none"> Present continuous Present simple The verb have got Adjectives It's good to... / It's bad to... Modal verb should for advice Modal verb can for possibility
	1.2.1	2.2	3.2	4.2			
	1.2.2	2.3	3.3	4.3			
	1.3	2.4	3.4	4.4			
	1.4						















Unit title	Specific Competences to be Developed				Speech Acts	Language Structures		
	L	S	R	W		Vocabulary		
7. A Tour Around the World	1.1	2.1	3.1	<u>4.1</u>	<ul style="list-style-type: none"> • Asking for and giving information • Asking about places • Talking about frequency • Describing pictures 	Vocabulary	<ul style="list-style-type: none"> • Flags • Countries and Nationalities • Sports 	
	1.2.1	<u>2.2</u>	3.2	4.2				
	<u>1.2.2</u>	2.3	3.3	<u>4.3</u>				
	1.3	<u>2.4</u>	<u>3.4</u>	<u>4.4</u>			Grammar	<ul style="list-style-type: none"> • Present simple • The verb have got • Present continuous • Present simple with adverbs of frequency
	1.4							

Unit title	Specific Comprehences to be Developed				Language functions (Speech Acts)	Language Structures		
	L	S	R	W		Vocabulary		
8. Vacations	1.1	<u>2.1</u>	3.1	4.1	<ul style="list-style-type: none"> • Asking for and giving information • Asking about places • Talking about the past • Making suggestions 	Vocabulary	<ul style="list-style-type: none"> • Vacations and holidays • Travelling 	
	1.2.1	<u>2.2</u>	3.2	<u>4.2</u>				
	1.2.2	<u>2.3</u>	<u>3.3</u>	4.3				
	1.3	2.4	<u>3.4</u>	<u>4.4</u>			Grammar	<ul style="list-style-type: none"> • Past simple • Present simple • Modal verb shall for making suggestions • Modal verb can for possibility • There is / are • Going to for future plans
	1.4							

N.B.: The underlined SCs. have to be mainly developed along each unit.
(They have the main stress in the teaching / learning process)

Icon Guide

No.	Icon	Description	No.	Icon	Description
1		Look	11		Project
2		Listen	12		Ask and answer
3		Say	13		Draw / Colour
4		Pair work	14		Write
5		Group work	15		Underline
6		Identify	16		Role-play
7		Circle	17		Mark / Tick
8		Critical thinking			
9			Peer assessment		
10			Self assessment		

No.	Icon	Description	No.	Icon	Description
18		Match	25		Re-order
19		Summative assessment	26		Paste sticker
20		Number	27		Extension
21		Read	28		Think, pair and share
22		Creative thinking	29		Moral value
23		Find	30		Listening tip
24		Writing tip	31		QR Code

This book belongs to



A large, irregularly shaped writing area with a blue border. Inside the border, there are four horizontal dotted lines, providing a guide for writing a name.



Let's meet our characters



Sara



Nasser



Hamad



Sami



Amal




Brainy




Unit - 5

Earth and Space



We will learn:

- Asking for and giving information
- Making comparisons
- Talking about facts
- Talking about the past
- Describing Earth and space



Earth and Space

What are the two planets that have no moons?



Listen to the story and picture what the speakers are saying



Listen and retell the story

Look, at that round building.

That's where we're going. It's the Planetarium.

Planetarium.

We can learn more about the planets and the Moon and stars there.

Look at all the stars and planets in the sky.

How many planets are there?

There are eight. We live on one. It's the Earth.

Are all the planets different?

Yes. Some of them are bigger than the Earth. Some are smaller.

Is the Sun a planet?

No, it's a star. All the planets go around the Sun.

Look! Some of the planets are close to the Sun. Some are far away.


Yes. The farthest planet takes the longest time to go around the Sun.

The closest planet takes the shortest time to go around the Sun.

Is it very hot close to the Sun?

Yes. The hotter planets are closer to the Sun. The colder planets are farther away.

Later ...



Read and choose the correct answer

- 1 I can learn many things about the planets, the Moon and the stars at the
a. Sun b. Earth c. planetarium d. planet
- 2 The coldest planets are the from the Sun.
a. closest b. farthest c. hottest d. shortest
- 3 The Earth takes a to go around the Sun.
a. year b. month c. day d. week



Now, ask your friend

How many planets are there?

Which planet is the hottest?

.....
.....
.....



There are eight planets.

.....
.....

The closest planet takes the shortest time to go around the Sun.

What do you know about the Solar System?



Look at the picture of the Solar System, then answer the questions



1. What is the biggest planet?

.....

2. Why is Mercury the hottest planet?

.....

3. Which planet is between Uranus and Jupiter?

.....



Listen and take notes about the Earth and the Moon



1.

2.

3.



1.

2.

3.



Which planet could we live on other than Earth? Why?



Read and choose the correct answer

There are eight planets in the Solar System. Some of them are really hot, others are freezing. Some of the planets are close to the Sun, others are far away. The farthest planet from the Sun is the coldest one and it takes the longest time to go around the Sun. The closest planet is the hottest planet and it takes the shortest time to go around the Sun. The Earth is the third planet from the Sun. It takes one year to go around the Sun. It is the only planet in the Solar System that has life.

1. The **best title** of the passage is

- a. The Sun
- b. A Trip To Space
- c. The Solar System
- d. The Hottest Planet

2. Which of the following sentences is **TRUE**

- a. All the planets are the same.
- b. The Earth is the only planet that has life.
- c. There are seven planets in the Solar System.
- d. The Sun takes a year to go around the Earth.

3. The underlined word **It** in line (6) refers to

- a. time
- b. year
- c. system
- d. Earth




My friend gets



Choose one of the planets, then collect some information to discuss with your friends



Listen and complete the diagram, then talk about the differences



With reference to the diagram, write a short paragraph comparing the Moon to the Sun



Writing Tip

Make sure you stick to the topic

.....

.....

.....

.....

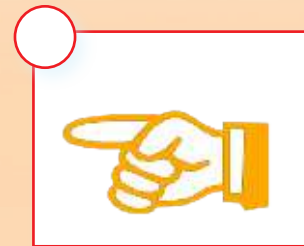
.....

.....

.....



Listen and write the correct number



Ask your parents how long the sunlight takes to reach the Earth



1
2
3

Read then order the pictures

Neil Armstrong was born in 1930. His love for flying started at a young age when his father took him to an air show. He was selected by NASA to be an astronaut. On July 16, 1969, Neil and his team flew to the Moon. Neil landed successfully and he was the first to leave the spaceship and walk proudly on the Moon. Six hundred million people watched the first moonwalk on TV. His team collected moon rocks and were on the Moon for over 21 hours. The footprints made by the astronauts are still on the Moon because there isn't any wind to remove them. Neil and his team happily arrived back on Earth. They landed safely in the ocean and they became heroes.




○



○



○



①



Read the passage aloud with a partner



Correct the underlined words and rewrite the sentences correctly

1. Neil Armstrong walked proud on the Moon.

.....

2. Neil and his team landed safe in the ocean.


.....

3. Neil and his team happy arrived on Earth.

.....

DID YOU KNOW?

Jupiter has 67 moons





Read, answer the questions, then role-play the dialogue

Adam: I wasn't in the city last weekend.

Hadi: Where were you?

Adam: I was on a camping trip.

Hadi: Oh, that sounds good. Who did you go with?

Adam: I went with my family.

Hadi: What did you do there?

Adam: We rode camels and quad bikes and went for a "walk and talk" with my cousins. When we were walking around the campsite, I saw my friends.

Hadi: Tell me, what were the things you liked most?

Adam: The sky at night. When night poured onto the desert, the sky slowly became purple. The clear air was also amazing there.

Hadi: I think camping is fun.

Adam: Yes, it is. Camping is like going to space. We took everything we needed with us.

Hadi: That's right.



1. Where did Adam go last weekend?

.....

2. Who did he go with?

.....

3. What was Adam doing when he saw his friends?

.....

4. What does the underlined word there refer to?

.....



Draw or stick pictures of the things you need for a camping trip, then share them with your classmates



Before you read

Look at the pictures and guess what the text is about



Read and write a title for the passage

Title: _____

Along with the rest of the Middle East countries, Kuwait is mostly desert. Kuwait consists largely of a flat desert. Some areas in Kuwait fill with water only during the rainy seasons, they are called wadis. The most famous one is Wadi Al Batin. Kuwait has one bay, Kuwait Bay, which has the only deep water harbour on the western coast of the Arabian Gulf. There are nine islands in Kuwait. The biggest one is Bubyah. There is an oasis at Al Jahra, at the end of Kuwait Bay. Kuwait doesn't have any mountains, rivers or lakes.



Answer the questions

- 1 When do some areas in Kuwait fill with water?
- 2 How many islands are there in Kuwait?



Complete the following sentences using some/any

1. There are wadis in Kuwait.
2. Kuwait doesn't have mountains.
3. There are islands in Kuwait.
4. There aren't rivers in Kuwait.

I get





Discuss the articles on the website, then label the pictures below and identify the pictures on the map



The Eye of the Sahara

The Sahara Desert is located in different countries in Africa. This area of the desert looks like an eye from above.

Stone Forest


It is located in China, in Asia. The stones were shaped by wind and water millions of years ago.

Cave of the Crystals

This cave is located in Mexico, in North America. The cave contains sword-like crystals.









Colour the landforms on the map



Make a poster about different landforms around the world, then present it to your class



Read the story, choose the correct words, then write an ending to the story



Night fell and the woods became dark and gloomy. My friend and I (quiet/quietly) rode our horses and talked. We (talk/were talking) when we heard a noise in the trees and we (slow/slowly) stopped our horses. I got off my horse and listened. There it was again. There was only the light of the Moon coming through the trees. My friend (tells/was telling) me some amazing things about the Moon when I heard the sound again. The sound became louder when suddenly



Complete the following diagrams about the story

Characters	<ul style="list-style-type: none"> • •
Place	<ul style="list-style-type: none"> • •
Problem	<ul style="list-style-type: none"> • •
Solution(s)	<ul style="list-style-type: none"> • •



The Amazon forest is the largest rainforest on our planet

Unit - 6

Save the Earth



We will learn:

- Asking for and giving information
- Expressing approval and disapproval
- Expressing opinions
- Asking for and giving advice
- Describing animals and people



Save the Earth




Listen and tell



Ask questions to find out more



1. Who is talking?
2. What are they talking about?



Later...

Where are you going?

I'm going to my tree. I'm taking this food and drink with me.

I want to grow tall and strong like a tree. I need good food, sunshine and water.

But you need exercise, too! Trees don't!



Now, read the story, tick ✓ or ✗, then underline the correct answer according to the story

- 1 Nasser is planting a flower in the garden.
- 2 Nasser is giving the trees food.
- 3 Brainy only needs food and drink to grow tall and strong.

I get   



Read the story, then find the answers and write them below

- 1 Why are Sara and Nasser lucky?
.....
- 2 According to the story, who needs trees to live in?
.....
- 3 What does Nasser give the trees to help them grow tall and strong?
.....



Discuss the benefits we get from trees with your friend

 **alue**
 Go green and plant more trees



In groups, discuss what each part of a plant does, then tell your friends about the most important part of a plant

Parts of a Plant

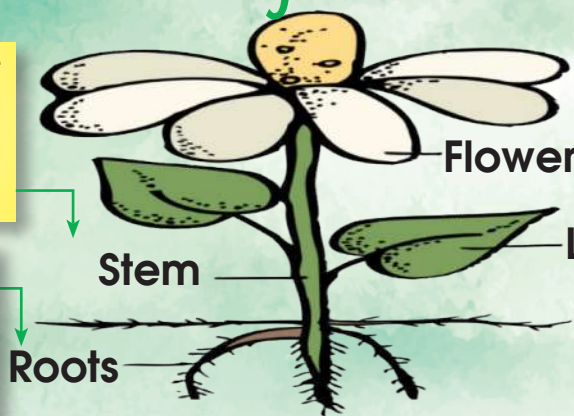
The stem helps keep the plant standing and get water from the roots to the leaves.

The roots

.....

.....

.....



The flower

.....

.....

The leaves

.....

.....

.....



Choose one part of a plant and write a paragraph of at least four sentences about it



Don't forget to check your spelling

.....

.....

.....

.....

DID YOU KNOW?

We eat different parts of plants. We eat seeds like peas, stems like celery, leaves like spinach, roots like potatoes and flowers like broccoli



With your partner, complete this chart about the parts of plants we eat


Flowers	Leaves	Stems	Roots
broccoli	spinach	celery	potatoes
.....
.....
.....



First, I am a seed.

My life cycle has four stages. Can you write them with the help of the word bank

grow, root, stem, leaves, flower



.....
.....

.....
.....

.....
.....



Compare your answers with your friend

My friend gets



DID YOU KNOW?

Around 2000 different plants are used by people to make food



Label the parts of a plant

stem
leaves
root
flower



.....
.....
.....
.....
.....



Describe the kind of plant you would like to be



Don't forget to check your spelling

.....
.....
.....



Before you listen



**Discuss: Is cutting down trees bad? Why?
Listen and choose the correct answer**



- 1 The main idea of the text is
 - a) the importance of trees
 - b) animals' life in trees
 - c) shade from trees
 - d) healthy Earth
- 2 There are fewer trees now than in the past because people trees.
 - a) look after
 - b) cut down
 - c) water
 - d) plant
- 3 One of the following sentences about trees is NOT TRUE
 - a) Strong trees make the Earth healthy.
 - b) We need trees for shade.
 - c) We can eat the fruit and nuts.
 - d) We mustn't look after trees.



Look at the pictures and ask your friends one question for each picture



What are you doing?

I'm planting a tree.

Where are they?

.....

.....

They need trees for homes.



Write a short paragraph about the importance of trees


.....

.....

.....



Describe the pictures and draw a 😊 under the pictures which are good for the Earth and a ☹️ under the pictures which are bad for the Earth



Write about things you can do to make the Earth a healthy place. The following phrases may help you (It's good to .../It's bad to)



Don't forget to check your spelling

.....

.....

.....

.....

.....

.....

.....

.....

.....

.....



Why are some animals rare?




Nod, or say something, to show that you understand



Listen and answer the questions

Come and see! There's a very pretty bird in the garden.



What does it look like?

It's got an orange head and a long beak.


Its wings and tail are black and white.

Is it a rare bird? You should take a photo.



Come quickly and quietly. We shouldn't frighten it.

It is a rare bird. It's beautiful.



Quick! Take a photo

We shouldn't touch it. We should phone the Nature Park. We should tell them we saw a rare bird in our garden.



What is the Nature Park?

It's a place for animals, birds and plants in danger. They can live safely there.



We should go there. We can take the photo with us.

Later...



- 1 What is the story about?

- 2 Why did Nasser and Sami ask everyone to come to the garden?


- 3 What will happen if they make noise?

- 4 Where will they take the rare bird and why?



1
2
3

Listen and write the correct number



Draw and describe an imaginary rare animal, give it a name, then describe it to your friend

Example: "My rare animal has the mouth of a snake on the face of a lion."



Before you read

- What do you know about natural reserves?
- What do you want to know about natural reserves?



Read and answer



Sabah Al-Ahmad Natural Reserve is a nature park located in the north-east of Kuwait. It has a total area of 320 square kilometres. The natural reserve helps protect animals, birds and plants that are in danger. Animals and birds can live safely **there**. They can make homes and find food in the trees. They also can swim or drink water from the lake. When you see a rare bird, animal or plant you should phone the natural reserve.

1 Suggest a title for this passage

.....

2 How big is Sabah Al-Ahmad Natural Reserve?

.....

3 What does the underlined word **there** refer to?

.....

4 Why should we keep rare birds, animals and plants in natural reserves?

.....



Fill in the table with names of rare plants, animals and birds that you would like to see in Sabah Al Ahmad Natural Reserve

Plants	Animals	Birds
1.	1.	1.
2.	2.	2.

DID YOU KNOW?

Sabah Al-Ahmad Natural Reserve was opened in 2003 and it has 380 rare plants and 151 rare birds





Look at the pictures and advise your friends using (should-shouldn't)

The following key words may help you

touch it - frighten it - take a photo - look after - phone - the natural reserve




Read Sami's story and complete it using the list below

play - look after - should - is - when - feels - gets - give

Sami likes cats. He asked his father to get a cat. His father told him that he the cat, he should it. When the cat is hungry, he should it food and water. When the cat gets bored, he should with it. When the cat gets sick, he take it to the animal doctor.



Listen and number the correct picture, then say what each bird looks like



What does it look like?



If you were a rare bird, where would you live?

Unit - 7

A Tour Around the World



We will learn:

- Asking for and giving information
- Asking about places
- Talking about frequency
- Describing pictures



Unit

7

A Tour Around the World

Where can you see the Kuwaiti flag?



Read the passage, then answer the questions below



Flags are national symbols. Every country has got its own flag. Flags show that we belong to a country. The colours used in a flag represent things about the country. In many flags, the colours refer to nature. Blue often represents the sea, the water or even the blue sky. Green refers to green land and forests. Yellow refers to grain or the Sun. White refers to snow or clouds.

The colours of the Kuwaiti flag represent many things. The green refers to our land, the white our deeds, the red our swords, and the black our battles.

1 Why are flags important?

.....

2 Which colour refers to grain or the Sun?

.....

3 What does the green colour in the Kuwaiti flag refer to?

.....



Read the passage aloud to your friends







Before you listen



Look at the table, discuss the differences in the Kuwaiti flags from 1899 until today

The History of the Kuwaiti flag

			
1899	1909	1956	1961 - present
It's plain red.	It's red with a white crescent, a star in the middle and the word "Kuwait" written in Arabic.	It's red with the white word "Kuwait" written in Arabic in the middle and the main pillar of Islam on the left.	It has three stripes: green, white and red with a black shape.



Listen and mark True (✓) or False (✗)

1. The listening text is about different places in different countries. ()
2. The Lebanese flag has got a green tree in the middle. ()
3. The Saudi flag has got the sword above the main pillar of Islam. ()

My friend gets



In pairs, listen, choose and say a description for each picture

a)



Sami

b)



Nasser

c)



Brainy



Read and write the number and name of each country



Blank dashed box for writing the name of the country

Blank dashed box for writing the name of the country

Blank dashed box for writing the name of the country

Blank dashed box for writing the name of the country

Blank dashed box for writing the name of the country

- 1 It is white with a red circle in the middle.
- 2 It is a red flag with a white square and a red leaf in the middle.
- 3 It has three stripes, green, white and red.
- 4 It is green with the main pillar of Islam written in the middle.
- 5 It has got two red stripes, a white stripe and a green tree in the middle.



Do you know any flags that have red stripes but no tree like the Kuwaiti flag?



Ask questions to guess the flag



Has your flag **got** stripes?

Has it **got** a red circle in the middle?

Is it the flag of Japan?

No, it hasn't.

Yes, it has.

Yes, it is.











Fill in the missing parts of the table, then choose a country and talk about it with your group

Country	Nationality	Language	Famous Food	Famous City	Express Yourself
_____	_____	_____	_____	Mecca	_____
France	_____	_____	_____	_____	_____
_____	Syrian	_____	_____	_____	_____
_____	_____	_____	Biryani	_____	_____



Complete the sentences, then choose a country to write about

	He is from Brazil . He is Brazilian . He likes the Brazilian Football Team.	
	He is from _____. He is _____. He likes _____	
	_____ _____ _____	
	_____ _____ _____	

DID YOU KNOW?

The flag of Nepal is the only flag which is not rectangular





Before you write

a) Work with your partners. Discuss the following question
What are the countries you would like to visit and why?

b) In groups, fill in the following graphic organizer



Use the graphic organizer to write a short paragraph about a country that you'd like to visit

.....

.....

.....

.....

.....

My friend gets



Main idea			
Start with a capital letter			
End with a full stop			



Before you read



Look at the pictures and talk about different kinds of races



Sailing Race



Bike Race



Motorbike Race



Car Race



Camel Race



Ask your friend questions about the passage to help you fill in the table. These words can help you:

What – Where – Who – When – How many



Horse racing, often called the sport of kings, is one of the oldest sports in the world. In the Dubai World Cup, the best horses in the world come to compete every year in nine races. The Dubai World Cup is the “Olympics of horse racing”. The Dubai World Cup was created in 1996 by Sheikh Mohammed bin Rashid Al Maktoum. It is held every year on the last Saturday in March. The festival ends with the amazing Dubai World Cup show and a live music concert.

Event	Dubai Horse Racing World Cup
Place	_____
Time	_____
Participants	_____
Festivals	_____



If you get an invitation to The FIFA World Cup, what will you do there?



Before you listen




Listen and role play

Why is car racing dangerous?



There are people here from Syria, Saudi Arabia and Lebanon.



Yes. It's an important race.

Look! There are two drivers. Let's go and talk to them.

Hello. I'm Nasser. Can we ask you some questions, please?

Hello. I'm Brainy.



Hello. Yes, of course.

How do you get ready before a race?

We always go to bed early the night before a race.




We usually have a healthy dinner the evening before the race. Then we have a small breakfast on the morning of the race.

We sometimes drink fruit juice or water before a race. We never drink coffee.

Do you always wear a helmet?



Yes, we always wear our helmets when we drive. It's important to drive safely.



  **Read and complete**

- 1 The best title for the story is _____
- 2 The underlined pronoun It in picture 6 refers to _____
- 3 The opposite of "early" is _____
- 4 The word "favourite" means _____

DID YOU KNOW?

Car racing is also called Auto racing



Before you read

Search the net to collect some information about Olympic sports



Read and answer the questions below

The Title _____

Rowing is one of the oldest Olympic sports. It began in Old Egypt. The boats are called racing shells. Rowing is moving a boat through water using oars. It is about learning how to row a racing shell cleverly. Athletes race against each other. Only 150 countries now participate in this sport.



1 What does the underlined pronoun It in the 4th line refer to?

.....

2 How many countries participate in this sport now?

.....

3 Why do athletes need oars to row?

.....



With your partner, ask and answer to complete the table

Always - Usually - Sometimes - Never -

	eat vegetables for breakfast	go to bed early	drink coffee	play sports
Me				
My friend				



Use the table above to write two different sentences about yourself

.....

.....

.....



Use at least five sentences to write a paragraph about your favourite sport with the help of these guide questions



Writing Tip



Remember to use the table below

.....

.....

.....

.....

.....

.....

.....

My friend gets



Main idea			
Start with a capital letter			
End with a full stop			

Unit - 8

Vacations



We will learn:

- Asking for and giving information
- Asking about places
- Talking about the past
- Making suggestions





Listen quietly




Listen and answer the following questions



1. Where did they go?
2. How did they get there?

Hello, Amal. Hello, Sami. It's great to see you! Did you have a good holiday?



What was it like?

Yes, thank you. We went to Oman.

It was fun. We went to Muscat. It's by the sea.

How did you get there?



We went by plane.

We went to Lebanon by plane last winter.

Where did you stay?



We stayed in a hotel.

Did you? We stayed in a hotel in the mountains in Lebanon.



We saw the mountains in Oman. We had a car for the day.


We went very high up the mountains. There were some wonderful views.



The mountain people have got lots of goats. The women make wool from the goat hair.

And the men make beautiful rugs from the wool.

Later...



Read the story and tick the correct answer

1. The best title for this story is	<input type="checkbox"/> A Good Holiday <input type="checkbox"/> A Day on the Farm <input type="checkbox"/> A Picnic on the Mountain <input type="checkbox"/> A Great Dinner with Family
2. Wool is made from	<input type="checkbox"/> cat hair <input type="checkbox"/> goat hair <input type="checkbox"/> camel hair <input type="checkbox"/> rabbit hair
3. The opposite of the word "high" is	<input type="checkbox"/> short <input type="checkbox"/> deep <input type="checkbox"/> low <input type="checkbox"/> beautiful
4. Amal gave the rug to	<input type="checkbox"/> Hamad <input type="checkbox"/> Sara <input type="checkbox"/> Nasser <input type="checkbox"/> Brainy

I get



Imagine you live on a mountain, how would your life be different?

.....
.....



Tell your friends about your favourite view in Kuwait and ask them about theirs



Before you read

Look at the pictures below and guess where these people are and what they are doing



Read and answer the following questions

The mountain people in Oman have lots of goats. They make goat hair rugs. They sell some of the rugs to people on holiday. Each rug is about two metres long. It takes about four days to make one rug. The women make the wool. They use mountain plants to colour it. Then, the men make the wool into rugs. They use many different colours in one rug.



Were your guesses correct?

1 Who do mountain people sell the rugs to?

.....

2 How do women colour the wool?

.....

3 What are some other uses of wool?

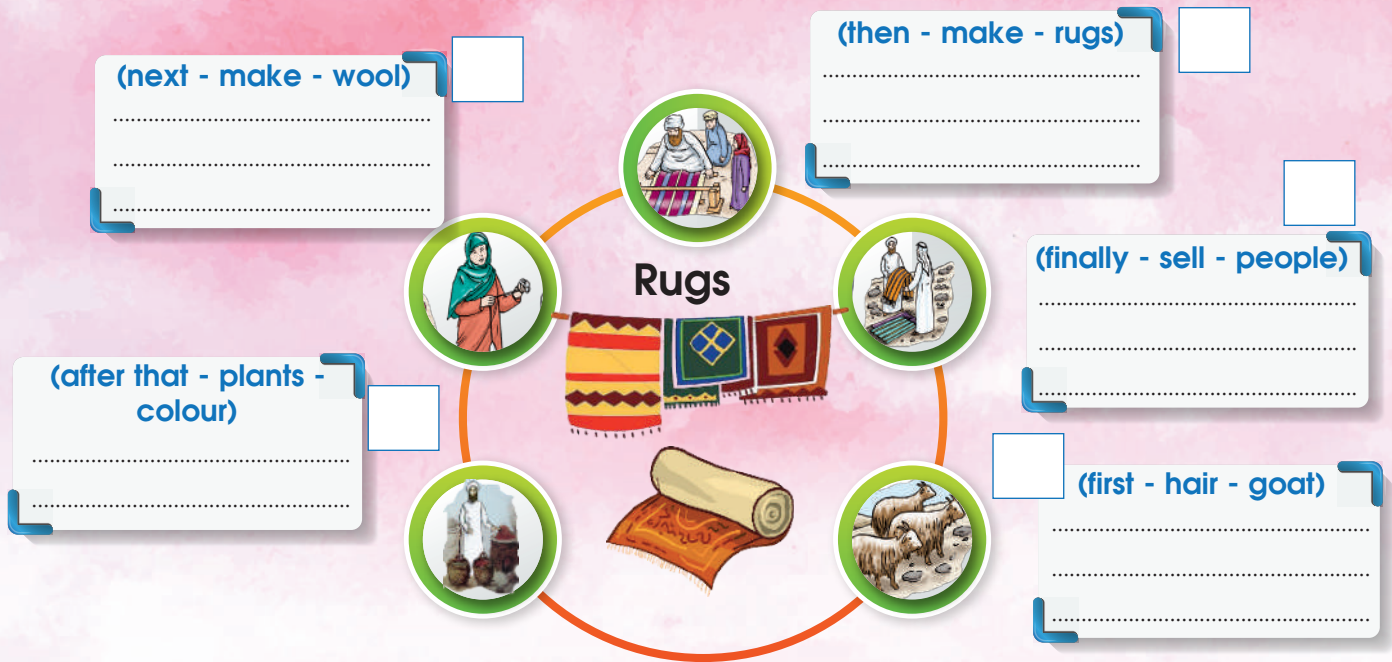
.....



Think about different kinds of rugs and what they are used for. Create your own rug from materials you like and show it to your friends









Re-order the steps of making rugs with the help of the guide words and pictures, then form sentences



Complete the table, then take turns asking your partners about their holiday

Find someone who went to one of these countries and write his/her name, then complete the table



Find someone who went to	Find someone who went by	Find someone who stayed
London 	plane 	in a hotel 
Saudi Arabia 	car 	in a house 
_____	_____	_____



Did you have a good holiday?

Where did you go?

How did you get there?

Where did you stay?

Yes, thank you.

I _____

I _____

I _____

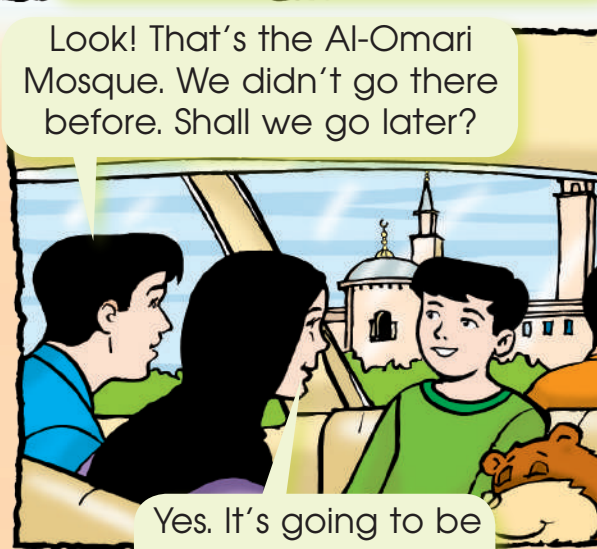






Listen and write your notes in the story map on page 60.



Keep your eyes on the person who is speaking



Later...



Story Map



Title:

Characters:

New words:

Places:

Problem:
They don't



Solution:



Now, discuss your story map with your class



Look, tick ✓ or ✗



Look at the photos. Say what the family did/didn't do in Lebanon last year.



They went skiing last year.



If your parents asked you to choose a place to spend your holiday, where would that place be and why?



Before you read

Write, then tell your friends about your next holiday plan



I'm going to go

I'm going to travel by

I'm going to stay

I'm going to visit/do



Read and choose the correct answer



Egypt is one of the most visited countries in the world. There are many interesting places to visit. You can visit the Pyramids of Giza and enjoy riding camels and horses. At night, you can go on a Nile **cruise** on the **longest** river in the world. You can also fly to upper Egypt to visit the Temple of Karnak and the Valley of Kings and Queens in Luxor or to enjoy the beautiful views in Aswan.

Sharm El Sheikh is one of the most famous cities in Egypt. It is located on the Red Sea. You can go swimming and diving there. Egypt is a beautiful country. Egyptians are friendly and welcoming. Try visiting Egypt. You will have a great vacation there.

- 1 The opposite of the word longest is _____
a. smallest b. shortest c. closest d. biggest
- 2 The Valley of Kings and Queens is in _____
a. Luxor b. Aswan c. Sharm El Sheikh d. Giza
- 3 The meaning of the word "cruise" is _____
a. riding a bike b. an air flight c. car race d. a boat trip



Look for information about what Egypt is famous for and share it with your group



Listen, complete the journal, then ask and answer

Day		Places	Activities	Who?
Today	morning	Al-Omari Mosque	visit	Nasser's family
	lunch		eat lunch	
	after lunch	market		Mum
	evening			Nasser's family
	before dinner	hotel room	sleep	
Tomorrow		Museum	go/explore	
Wednesday			go/enjoy	Sarah

What is Nasser's family going to do in the morning



They are going to visit Al-Omari Mosque.



Ask and answer

Your classmates and you are going to spend some time together at the weekend. What are you going to do?



Shall we go on a picnic?

We didn't go to the park. Shall we play football there?



No, we went on a picnic last time.

Yes, that's a good idea.



Plan your holiday

Your grandpa gave you K.D.1000 to spend on a holiday.



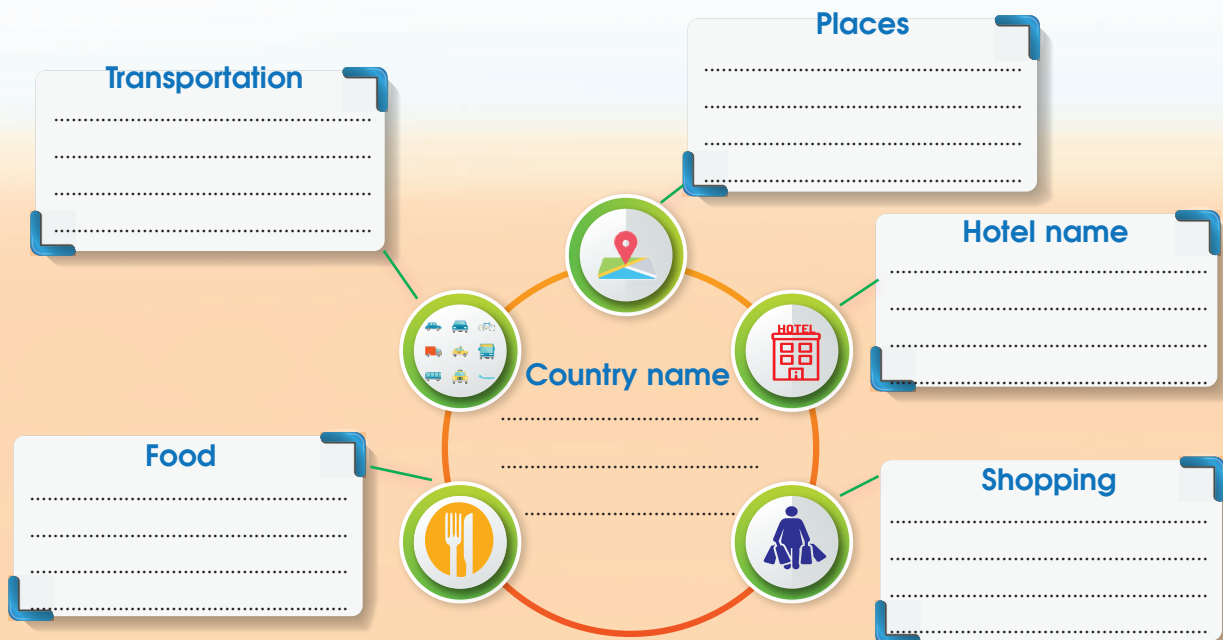
- What are you going to do?
- How are you going to get there?
- What places are you going to visit?
- Where are you going to stay?

Plan your dream holiday, but remember you can not spend more than K.D.1000

Country	From: To:
Date	From: To:

	Air Ticket	Hotel	Transportation	Entertainment	Shopping	Total
Cost	K.D	K.D	K.D	K.D	K.D	K.D

Use the graphic organizer to plan your holiday





Now, write a short paragraph about your holiday plan with the help of the graphic organizer

Handwriting practice area with ten horizontal dotted lines.



Send a postcard to your grandpa telling him how happy you are and thanking him for the money he gave you

Value



Respect the laws of other countries

Front

Large empty rectangular box for drawing the front of the postcard.

Back

Back of the postcard template with a vertical dotted line, a rectangular box for an address, and three horizontal lines for a message.



Alice was sitting in the garden with her sister. Suddenly, she saw a white rabbit. It was looking at his watch. The rabbit went down a hole in the ground. Alice followed the rabbit. She saw a table in a big room. On the table there was a key. Alice found a very small door. The key opened it! There was a beautiful garden. Alice wanted to go into the garden. But, the door was too small. Then Alice saw some water on the table and drank some of it. Suddenly, she was very small! Now she could go through the door. But no! The door was locked and the key was on the table.

Then, Alice found a box under the table. There was a cake in the box. Alice ate the cake. Then, she was very big. She couldn't go through the door. Oh, she wasn't happy. Then Alice saw the white rabbit again. He dropped his gloves. Alice picked up a glove and put it on. She began to get smaller and smaller. The glove fell off her hand.



Oh, no! Alice didn't want to be small. Then the white rabbit came back. He looked very worried. He told Alice he lost his gloves. But Alice couldn't find them. Where could they be?

The rabbit asked her to go to his house. He wanted some more gloves. Alice ran to his house. There was a sign with W. Rabbit on the door. She went in and saw the gloves. Then she saw a little bottle next to a mirror. Maybe this will make her bigger. She drank half of the bottle. Soon her head was touching the ceiling! She couldn't get out of the door. She put one arm out of the window and one foot up the chimney.

The white rabbit came home. He couldn't get in his house. The rabbit was angry. Then Alice saw some cake in a box. She ate some. Yes! She started to get smaller. She quickly ran out of the house. She didn't want the rabbit to catch her!





Soon Alice was tired. She stopped running and walked. Then she saw a house. She knocked on the door but nobody answered. She decided to go inside. The first room was a kitchen. There was a lot of smoke. A cook was cooking some soup. A princess was sitting on a stool with a baby in her arms. Alice could smell pepper everywhere. She started sneezing. The Princess was sneezing. The baby was sneezing. But the cook wasn't sneezing. Then Alice saw a large cat with a big smile. Alice asked the Princess why the cat was smiling. She told Alice that it was a Cheshire cat. They always smile! Then the Princess said she must go and play croquet with the Queen of Hearts. Alice thought that was a good idea. She followed the Princess.



Alice and the Princess arrived at the Queen of Hearts' garden. Three gardeners were painting white roses with red paint. Why? Because the Queen wanted red roses. Unfortunately, the gardeners planted white roses. The Queen will be angry. Then suddenly there was a lot of noise. Here were the Queen's soldiers, the guests, the White Rabbit, ten royal children and finally – the King and Queen of Hearts.

The Queen stopped when she saw Alice. The Queen asked Alice to play croquet with her. Alice said thank you. But the balls were hedgehogs and the bats were flamingos. Alice thought this was a very difficult game.

Then Alice heard her sister saying her name. Alice woke up. She was sitting in the garden on a comfortable chair. That was a very strange dream!





Joha's neighbour went on holiday. He asked Joha to look after his geese. He put the geese in Joha's garden. He told Joha that there were twenty geese. Joha didn't count the geese. He believed his neighbour.

A week later, Joha's neighbour came back. He counted his geese. There were only nineteen. He asked Joha where the other goose was. He thought Joha ate the goose. But Joha said that was wrong. Then he thought a fox ate the goose. But Joha said that was wrong.

The two men argued. Joha said there were twenty geese. His neighbour said there were nineteen geese.



Finally, the neighbour asked the judge to come.

The judge listened to the story. Then he asked twenty policemen to come to Joha's garden. He asked the policemen to pick up one goose each. The policemen picked up the geese but one policeman didn't have a goose.

The judge asked Joha why the policeman didn't have a goose. Joha said that this policeman wasn't very clever. He said there were twenty geese in the garden. Joha asked why the policeman didn't pick up a goose.

The judge and the neighbour with his nineteen geese went home. Then Joha understood what happened. The neighbour knew that there were nineteen geese. He didn't want to say he was wrong. Joha learned a lesson. If you know you are wrong, you must tell your friends and family.





Joha was at the market. He wanted to have some delicious food that evening. He decided to buy two kilos of the best lamb.

He took the meat home to his wife and asked her to cook it. She was a very good cook. Joha went to work. Joha's wife began to cook the meat. She cut the meat into small pieces. She chopped lots of vegetables. She put them in a pot together. Then she started to cook the rice. Soon there was a lovely smell all around the house.

That day, her neighbour had some visitors. They too could smell the delicious food. They went to visit Joha's wife. They all looked into the pot. It looked delicious. Joha's wife gave them some meat to taste.



The women said that it was delicious. They tasted a little bit more of the meat. And then a little bit more. They couldn't stop tasting it. Soon all the meat was gone!

Joha came home. His wife told him that there were vegetables and rice for dinner. Joha wanted to know where the meat was.

His wife told him that the naughty cat ate it all when she wasn't looking.

Joha picked up the cat. He weighed the cat. It was exactly two kilos! So the meat and the cat weighed the same. If the cat ate the meat, it should be heavier.

Joha asked his wife again where the meat was. She looked very sad. Then she told Joha what happened. Joha said he was not angry now. Joha's wife learned that we mustn't tell lies.



And now read on ...

The Wizard of Oz



L. Frank Baum

The Wizard of Oz
L. Frank Baum

The Elves and the Shoemaker



The Brothers Grimm

The Elves and the Shoemaker
The Brothers Grimm

Tom Thumb



The Brothers Grimm

Tom Thumb
The Brothers Grimm

The Hare and the Tortoise



Aesop's Fables

The Hare and the Tortoise
Aesop's Fables

The Princess and the Pea



Hans Christian Andersen

The Princess and the Pea
Hans Christian Andersen

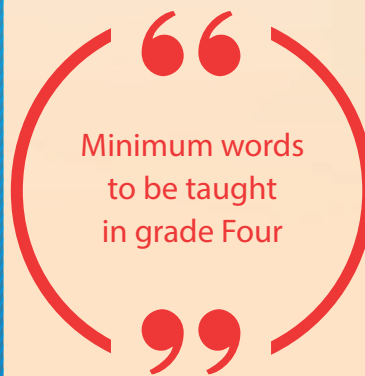
Unit-5

planet, Solar System, freezing, book (v.), per night, mountain, noise, consist, large, Kuwait Bay, coast, oasis, island, stone, cave, around, close, different, Earth, Moon, star, far, need (v.), planetarium, footprint, land (v.), look like, proudly, quietly, rock, spaceman, astronaut, spaceship, began, camping trip, heavily, selected, successfully, happily, flew, ocean, wood, gloomy



Unit-8

vacation, holiday, Oman, Muscat, cost (n.), hotel, stay, high, low, view, rug, wool, Beirut, skiing, market, idea, restaurant, spend, dream (n.), air ticket, Egypt, Egyptian, most, Giza, Nile, cruise, upper, temple, king, queen, Luxor, Aswan, Sharm El Sheikh, friendly, welcoming, transportation, place, postcard, letter, envelope, Australia, sincerely, soon, plan (v.)



Unit-6

plant (v.), shade, soil, stem, seed, ground, root, leaf/leaves (n.), peas, celery, spinach, potato, broccoli, cut down, look after, importance, reuse, reduce, touch (v.), rare, beak, quick/quickly, frighten, nature park, danger, natural reserve, square kilometre, pump, bored, spotted, sharp, oxygen



Unit-7


Kuwaiti (n./adj.), plain, pillar, shape, stripes, sword, symbol, belong, represent, refer, forest, deeds, battle, nationality, language, Lebanon, Lebanese (n./adj.), Syria, Syrian (n./adj.), Saudi Arabia, Saudi (n./adj.), Canada, Canadian (n./adj.), Japan, Japanese (n./adj.), Italy, Italian (n./adj.), India, Indian (n./adj.), France, French (n./adj.), Brazilian (n./adj.), main, middle, crescent, World Cup, motorbike, compete, Olympic, concert, drive, driver, finish, helmet, track, take place, row, rowing, oar



Grammar review

Comparative and superlative adjectives


We use comparative adjectives to compare people, animals or things. We use superlative adjectives to compare people, animals or things with the whole group they belong to.



Some and any with countable and uncountable nouns

We use plural verbs with some and any and countable nouns. We can count them.

We use singular verbs with some and any and uncountable nouns. We can't count them.



It's good/bad to...

We use It's good to... to talk about something that it is good to do. We use It's bad to... to talk about something that it is bad to do.



The modal verb should


We use the modal verb should to give advice and to say that something is a good idea to do.



Grammar review

The verb have got

We use the verb have got to describe what we have or what something has.




The Kuwaiti flag has got green, white and black stripes.

Adverbs of frequency: always, usually, sometimes, never

We use adverbs of frequency with the present simple to say how often we do something.

We always go to bed early before a race. We sometimes drink fruit juice before a race.



The present simple and the past simple

We use the past simple to talk about what happened and finished in the past. We use the present simple to talk about what happens every day, week, month or year.

We saw the mountains in Oman.



The mountain people have lots of goats. The men make beautiful rugs from the wool.

The modal verb shall for suggestions

We use the modal verb shall to make a suggestion.




Shall we go to Rainbow Island today?

That's a good idea.

Songs



Earth, Moon and stars



The Moon goes around the Earth.
The Moon goes around the Earth.
It takes a month, about a month
To go around the Earth.

The Earth goes around the Sun.
The Earth goes around the Sun.
It takes a year, about a year
To go around the sun.



Plant a tree

Plant a tree. Plant a tree.
In soil and rain and sun.
Watch it grow up to the sky.
You can have some fun.

See the tree. See the tree.
Growing tall and strong.
Sit in its shade to eat some fruit
And stay there all day long.





We love our flag

Black, white, red and green,
How many colours can you see?

It's our flag – it's very smart,
It's got three stripes but it hasn't got stars.

Black, green, white and red,
Wave the flag above your head.

Red, green, black and white,
Fly it proudly like a kite.

We love our flag, we love Kuwait,
It's our country and it's great.





Where did they go? What did they do?

Sami went to Oman on holiday,
He went diving and swimming in the sea.

Nadia went to Syria in May,
She bought presents for her friends and family.

Salma went to Lebanon in winter,
She looked in the market; she bought a bag.
Saleh went to Bahrain in the spring,
He saw a car race and waved the Kuwaiti flag!

Verb Table

Infinitive form

to book
to consist
to need
to land
to look like
to begin
to select
to fly
to plant
to cut down
to look after
to reuse
to reduce
to touch
to frighten
to pump
to belong
to represent
to refer
to compete
to drive
to finish
to take place
to row
to stay
to spend
to plan

Past simple form

booked
consisted
needed
landed
looked like
began
selected
flew
planted
cut down
looked after
reused
reduced
touched
frightened
pumped
belonged
represented
referred
competed
drove
finished
took place
rowed
stayed
spent
planned

Glossary

A

air ticket

noun

around

preposition

astronaut

noun

Aswan

noun

Australia

noun

B

battle

noun

beak

noun

began

verb

Beirut

noun

belong

verb

book

verb

bored

adjective

Brazilian

adjective, noun

broccoli

noun

C

camping trip

noun

Canada

noun

Canadian

adjective, noun

cave

noun

celery

noun

close

adjective

coast

noun

compete

verb

concert

noun

consist

verb

cost

noun

crescent

noun

cruise

noun

cut down

verb

D

danger

verb

deeds

noun

different

adjective

dream

noun

drive

verb

driver

noun

E

Earth

noun

Egypt

noun

Egyptian

adjective, noun

envelope

noun

F

far

adjective

finish

verb

Glossary

footprint

noun

forest

noun

France

noun

freezing

adjective

French

adjective, noun

friendly

adjective

frighten

verb

G

Giza

noun

gloomy

adjective

ground

noun

H

happily

adverb

heavily

adverb

helmet

noun

high

adjective

holiday

noun

hotel

noun

I

idea

noun

importance

noun

India

noun

Indian

adjective, noun

island

noun

Italian

adjective, noun

Italy

noun

J

Japan

noun

Japanese

adjective, noun

K

king

noun

Kuwait Bay

noun

Kuwaiti

adjective, noun

L

land

verb

language

noun

large

adjective

leaf/leaves

noun

Lebanese

adjective, noun

Lebanon

noun

letter

noun

look after

verb

look like

verb

low

adjective

Glossary

Luxor
noun

M

main
adjective

market
noun

middle
noun

Moon
noun

most
adverb

motorbike
noun

mountain
noun

Muscat
noun

N

nationality
noun

natural reserve
noun

nature park
noun

need
verb

Nile
noun

noise
noun

O

oar
noun

oasis
noun

ocean
noun

Olympic
adjective

Oman
noun

oxygen
noun

P

peas
noun

pillar
noun

place
noun

plain
adjective

plan
verb

planet
noun

planetarium
noun

plant
verb

postcard
noun

potato
noun

proudly
adverb

pump
verb

Q

queen
noun

quick
adjective

quickly
adverb

quietly
adverb

R

rare
adjective

reduce
verb

Glossary

R

refer
verb

represent
verb

restaurant
noun

reuse
verb

rock
noun

root
noun

row
verb

rowing
noun

rug
noun

S

Saudi
adjective, noun

Saudi Arabia
noun

seed
noun

select
verb

shade
noun

shape
noun

Sharm El Sheikh
noun

sharp
adjective

sincerely
adverb

skiing
noun

soil
noun

Solar System
noun

spaceman
noun

spaceship
noun

spend
verb

spinach
noun

spotted
adjective

square kilometre
noun

star
noun

stay
verb

stem
noun

stone
noun

stripe
noun

successfully
adverb

sword
noun

symbol
noun

Syria
noun

Syrian
adjective, noun

Glossary

T

take place
verb

temple
noun

touch
verb

track
noun

transportation
noun

U

upper
adjective

V

vacation
noun

view
noun

W

welcoming
adjective

wood
noun

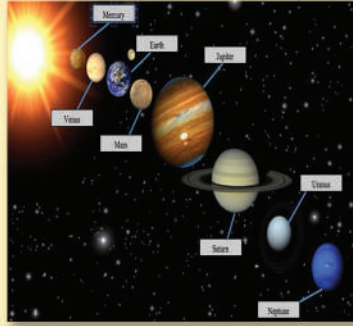
wool
noun

World Cup
noun

Pictionary Unit 5




planet



Solar System



freezing




mountain



cost



noise




large



Kuwait Bay



coast



oasis



island

Pictionary Unit 5



stones



close



far




Earth



Moon



spaceman/astronaut



different



planetarium




footprint



to land



quietly

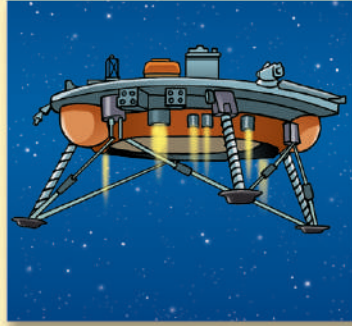


rocks

Pictionary Unit 5



flew



spaceship



camping trip



gloomy

Pictionary Unit 6



to plant




shade




stem



seeds



roots



leaf/leaves



peas



celery



spinach



potatoes

Pictionary Unit 6



broccoli




cut down



look after



beak



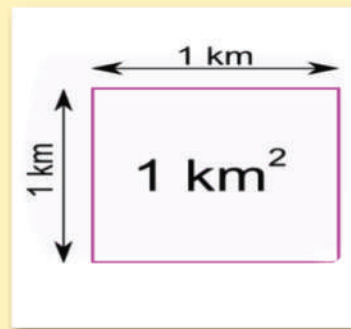
quik/quickly



frighten




natural reserve




square kilometre


Pictionary Unit 6



sharp



bored




spotted

Pictionary Unit 7



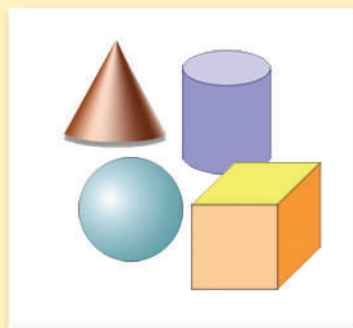
Kuwaiti



plain



pillar



shapes



sword



forest



battle



language



Lebanon



Lebanese

Pictionary Unit 7



Syria



Syrian



Saudi Arabia



Saudi



Canada



Canadian



Japan



Japanese



Italy



Italian



India



Indian

Pictionary Unit 7



France




French



Brazil



Brazilian



crescent



World Cup



motorbike



compete




Olympic



concert



to drive




driver

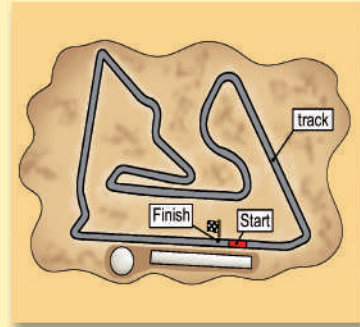
Pictionary Unit 7




finish



helmet



track



middle



row



oar

Pictionary Unit 8



vacation




Oman



Muscat



hotel



view




low



high



wool



rug



skiing

Pictionary Unit 8



market



idea



restaurant



dream



air ticket



Egypt



Egyptian



pyramid



Nile



cruise

Pictionary Unit 8



temple



queen



king



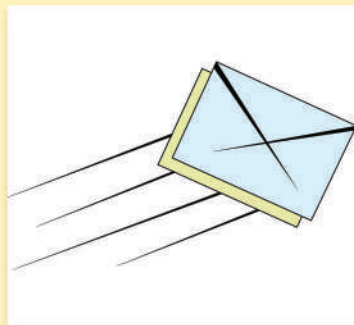
transportation



post card



letter



envelope



Australia




Project 1 (My Bean observation log)

Plant bean on cotton and write your observation in the following log



My observation log

Scientist: _____



Day#



Day#



Day#



Day#



Day#



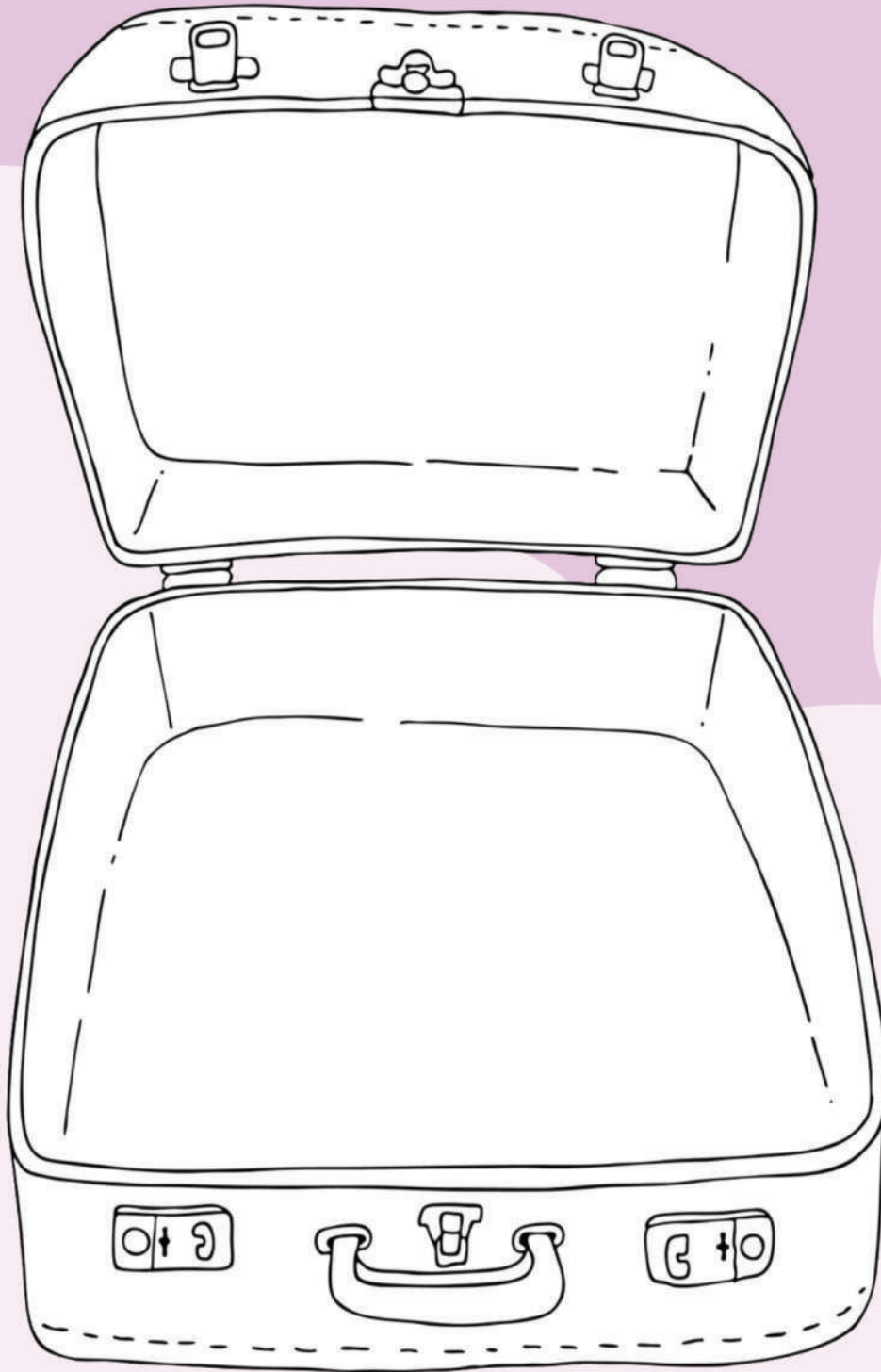
Day#





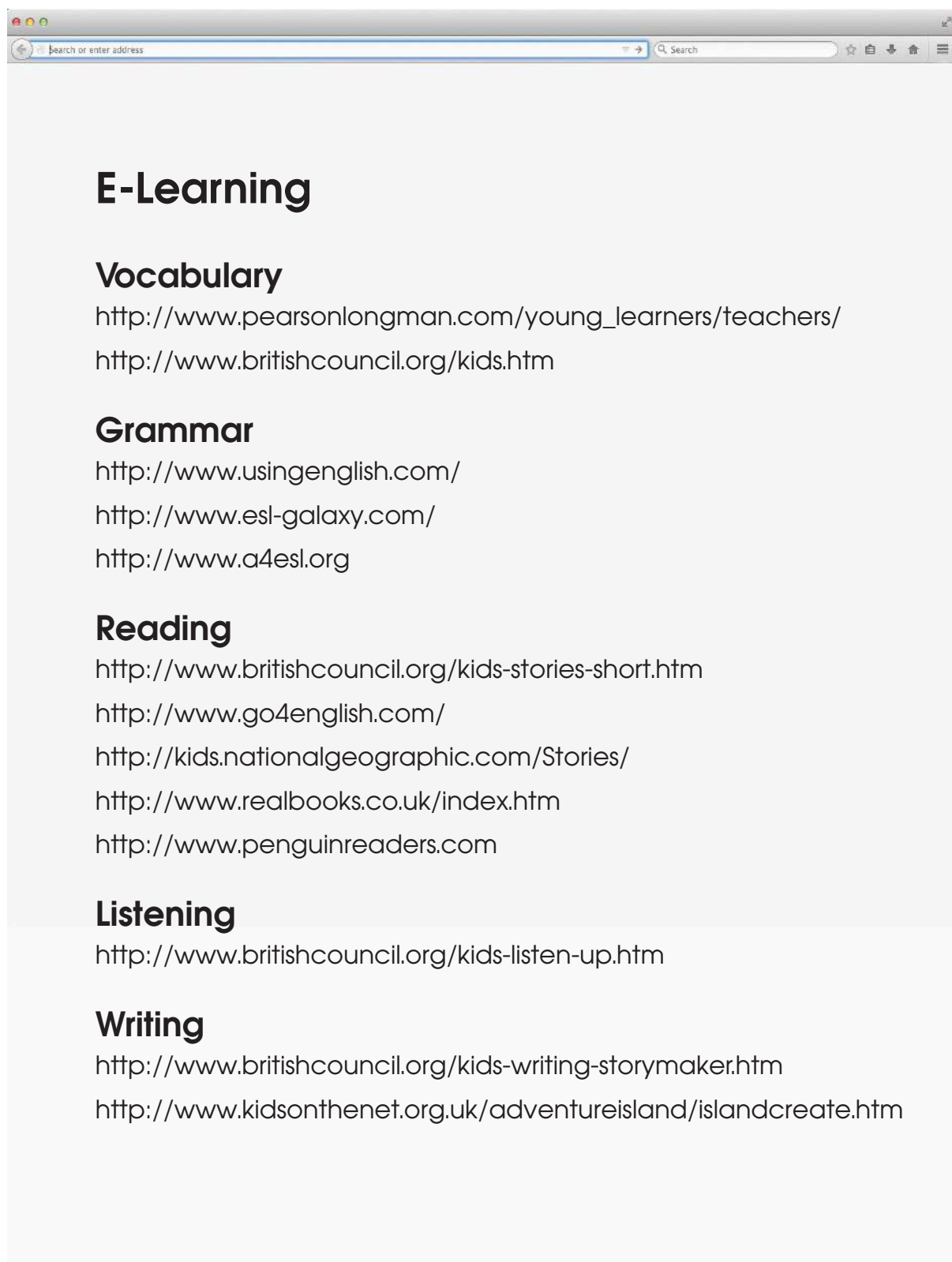
Project 2 (Packing for my Holiday)

List the things you would like to take with you when you are packing for your holiday. Tell your friends what you would pack and why. You can paste pictures or draw your own.



List of Things

A spiral-bound notebook with a white cover and a pink title "List of Things". The notebook has several blank lined pages for writing.



E-Learning

Vocabulary

http://www.pearsonlongman.com/young_learners/teachers/

<http://www.britishcouncil.org/kids.htm>

Grammar

<http://www.usingenglish.com/>

<http://www.esl-galaxy.com/>

<http://www.a4esl.org>

Reading

<http://www.britishcouncil.org/kids-stories-short.htm>

<http://www.go4english.com/>

<http://kids.nationalgeographic.com/Stories/>

<http://www.realbooks.co.uk/index.htm>

<http://www.penguinreaders.com>

Listening

<http://www.britishcouncil.org/kids-listen-up.htm>

Writing

<http://www.britishcouncil.org/kids-writing-storymaker.htm>

<http://www.kidsonthenet.org.uk/adventureisland/islandcreate.htm>