



State of Kuwait
Ministry of Education



Modified

FUN WITH English

Workbook



Grade

4A

 LONGMAN

Wendy Superfine



State of Kuwait
Ministry of Education



Modified
FUN WITH
English
Workbook



 LONGMAN

Wendy Superfine

Grade
4A

© Ministry of Education - State of Kuwait. 2017

All rights reserved; no part of this publication may be reproduced, stored in a retrieval system, or transmitted in any form or by any means, electronic, mechanical, photocopying, recording, or otherwise, without the prior written permission of the Publishers.

Egyptian International Publishing Company - Longman,

10a Hussein Wassef Street,
Messaha Square,
Dokki,
Cairo,
Arab Republic of Egypt

The Longman imprint is the property of Pearson Education being used under license from Pearson Education.

First edition 2006
Second edition 2009
Fourth edition 2018/2019 - 2021/2022

Printed in Kuwait by: Al-Alfain Printing, Publication & Distribution Co. (K.S.C.C)

Acknowledgements:

Additional material provided by Jenny Goodwin and Matthew Hancock

The Ministry of Education wishes to thank the Evaluation Committee of Kuwait Ministry of Education:

Professor Najat Al-Mutawa, Kuwait University;
Professor M. Rifqy Eassa, Educational Holding Group;
Dr. Yusur Al-Madani, Kuwait University;
Dr. Badria A. Al-Haji, College of Basic Education (PAEET);
Mrs. Sakina A. Hussein, Senior Supervisor, MoE;
Mr. Mohamed Nagib Ali, ELT Supervisor, MoE;
Mr. Sayed Ghareeb Abdel Rahman, Supervisor, MoE;
Mr. Alhu Hamu Sharaha, Senior Teacher, MoE;
Mrs. Khawla Al-Refae, Senior Teacher, MoE;
Ms. Aisha Al-Awadhi, Assistant Principal, MoE.

The Ministry of Education wishes to thank the Amendments Committee (2009):

Mrs. Nouria Al Sedra, ELT Senior Supervisor, MoE;
Mr. Mohamed Nagib Ali, ELT Supervisor, MoE;
Mr. Sayed Ghareeb Abdelrahman, ELT Supervisor, MoE;
Mr. Mahmoud Hammouda, ELT Supervisor, MoE;
Mrs. Khawla Ahmed Al Refae, ELT Supervisor, MoE;
Mr. Mohamed Sallam, ELT Supervisor, MoE;
Mrs. Sherifah Ali A. Al Sayegh, ELT Head of Department, MoE;
Mrs. Rehab Mohamed Nadim, ELT Head of Department, MoE;
Mrs. Rehab Mohamed Hasabullah, ELT Head of Department, MoE;
Mrs. Hessa Yaqoob Al-Banwan, ELT Head of Department, MoE;
Mrs. Noura Al Mokmash Al Azmi, ELT Head of Department, MoE;
Mrs. Azza Mohammad Awad, ELT Head of Department, MoE;
Mrs. Nevine Abdul Majeed Omar, ELT Head of Department, MoE;

A special Thanks a Valued Cuntribution:

Mrs. Suzan Al Bishiti, ELT General Supervisor, MoE;

The Ministry of Education wishes to thank the Amendments Committee (2017):

Mrs. Amal Shayea Al-Jimaz, ELT Senior Supervisor, MOE;
Mrs. Shatha Al-Naasan, ELT Supervisor, MOE;
Mrs. Germeen Gendia, ELT Supervisor, MOE;
Mrs. Rehab Mohamed Nadim, ELT Supervisor, MOE;
Ms. Sakeena Hussain Kankouni, ELT Head of Department, MoE;
Mrs. Mariam Ali Mendakar, ELT Head of Department, MoE;
Mrs. Mariam Al-Matooq, HOD, Curricula Development Department



PDF Book



Share on evaluation

طبع في : الألفين للطباعة

أودع بمكتبة الوزارة تحت رقم (26) بتاريخ 2018 / 5 / 8



حضرة صاحب السمو الشيخ نواف الأحمد الجابر الصباح
أمير دولة الكويت
H.H. Sheikh Nawaf AL-Ahmad Al-Jaber Al-Sabah
The Amir Of The State Of Kuwait



سمو الشيخ مشعل الأحمد الجابر الصباح
ولي عهد دولة الكويت

**H.H. Sheikh Meshal AL-Ahmad Al-Jaber Al-Sabah
The Crown Prince Of The State Of Kuwait**

Name

A large, hand-drawn rectangular box with a thick blue border, intended for writing a name.

Age

A hand-drawn rectangular box with a thick blue border, intended for writing an age.

Grade

A hand-drawn rectangular box with a thick blue border, intended for writing a grade.

Fingerprint

A hand-drawn oval box with a thick blue border, intended for a fingerprint.

CONTENTS

Unit 1	Health is Wealth	11
Unit 2	A Family Celebration	16
Summative Assessment 1	Let's See How Well We Can Do	23
Unit 3	Animal Kingdom	26
Unit 4	Exploring Kuwait	32
Summative Assessment 2	Let's See How Well We Can Do	37
	Further Reading	41
	Guliver's Travels part one and two	43
	Joha and the Donkey	45
	Joha and the Kettle	46
	Stickers page	49



Complete, then ask and answer with your partner

What is your date of birth?

It's 13/08/2010



Student's Information Card

stick your photo

Name: Male Female

Date of Birth:

Civil ID No.:

Home phone:

Address: Area: Blk: St.: H.No.:

Email:

School: Grade:



Look at the picture and complete the dialogue

Ahmad: What are you going to do, Salem?

Salem: I am with my father.

Ahmad: are you going to go there?

Salem: We are at o'clock.

Ahmad: Have fun!

Salem: Ahmad!





Complete the sentences using like/likes

1) I **like helping** people.



(help)

2) She food.



(cook)

3) They together.



(play)





4) He flowers.



(plant)



Read the story on pages 24-25 again with your partner, then reorder and write the events



1) Mum is going to go shopping at eight o'clock.

2)

3)

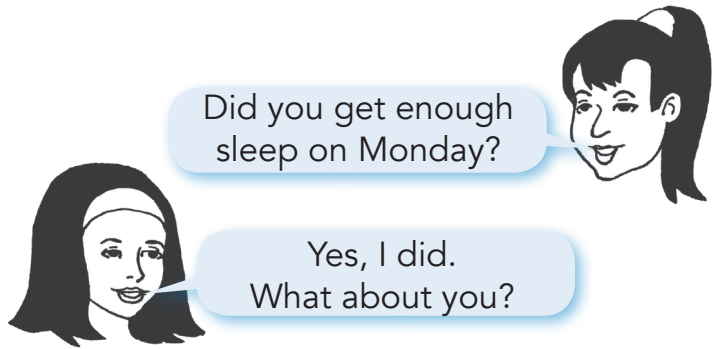
4)

 **Correct the verbs in brackets**

1. Yesterday, I (do) judo to keep fit.
2. We (play) a football match last Friday.
3. They (enjoy) watching the cartoons yesterday.
4. This morning, Laila (eat) a healthy meal for breakfast.
5. He (go) to the gym last week.

   **Complete the chart, then discuss it with your partner**

Healthy Habits Chart



Healthy Habits	Sun.	Mon.	Tues.	Wed.	Thu.	Fri.	Sat.
Brush your teeth 3 times a day							
Eat healthy food							
Get enough sleep							
Do exercises							



Rewrite the sentences using the correct capitalization and punctuation marks:

1. at the park there are flowers trees and birds

.....

2. where do you like playing sports

.....

3. hamad went to bahrain by car

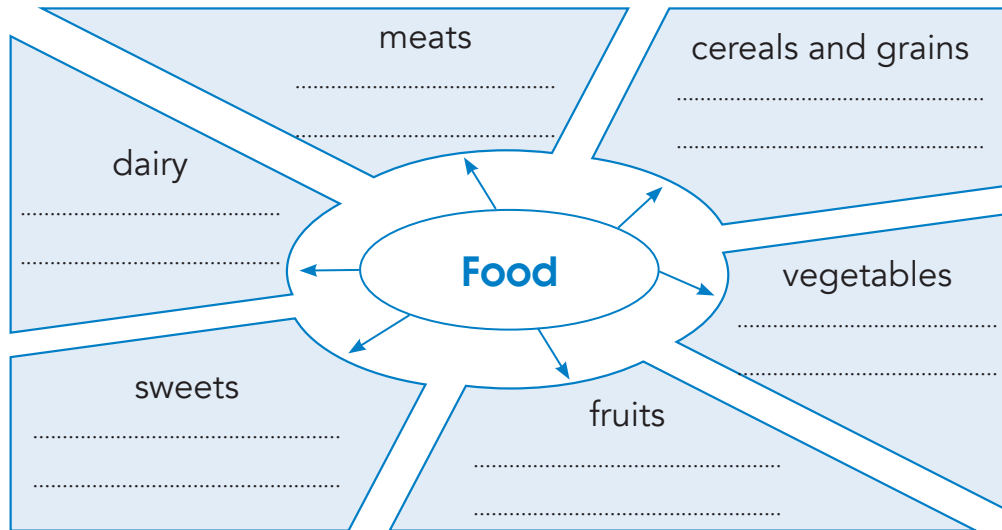
.....

4. nada's birthday is in june

.....



Write as many foods as you know:



















With reference to the diagram, write two sentences about your Favourite Food:



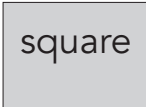

1)

2)



Look and follow the instructions below

			
bread	fish	broccoli	cookies
			
ribs	corn	orange	potato
			
peas	grapes	milk	turkey
			
banana	carrots	chocolate	apple

Draw a  on all the sweets	<u>Underline</u> all the meats
Draw a  on all the fruits and vegetables	Draw a  around all the dairy products
What food group is left?	 all the types of food you like



Now, design your own food pyramid and write 4 sentences about it

I think my food pyramid is healthy because

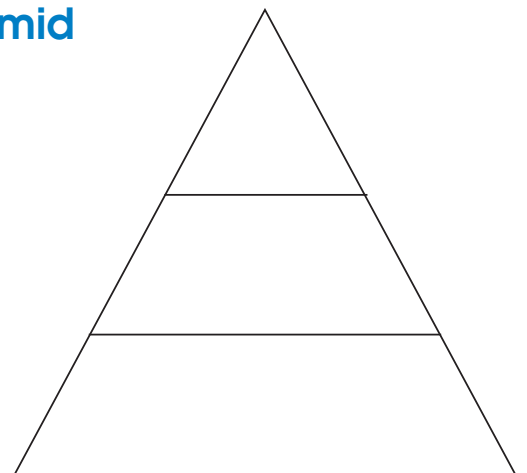
.....

.....

.....

.....

.....





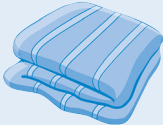



Unit 2

A Family Celebration






Unscramble the following words with the help of the pictures

	n a t u _____
	l o d h _____
	c o s k s _____
	r p t e y t _____
	e n a k b t l _____
	n r a r g s i e _____



Look at the table, then write sentences about these people and about yourself

Name			
	Lily	Rose	Peter
Height	tall	short	tall
Hair	wavy	blond	brown
Eyes	blue	black	green



Her name is Lily. She is tall. She has got long, wavy hair. She has small blue eyes and a small nose. She is wearing a blue dress.



.....
.....
.....
.....
.....



.....
.....
.....
.....
.....

You

.....
.....
.....
.....
.....
.....
.....
.....
.....
.....
.....
.....
.....
.....
.....



Listen and complete

We have a new cousin. Her name is Maha. We went to see her. We stayed for an hour. We gave her some presents. We think she liked them. She smiled a lot. We wanted to play with her, but she was tired. I hope she will come to our house soon.

fine

..... liked
.....

say

.....
.....

take

.....
.....

done

.....
.....



Read and tick the correct answer

1. Yesterday, we went a celebration.

in to at of

2. I met Sara's family. family is very nice.

Her Their His Our

3. I liked the food. It delicious.

is were are was



Read, choose and complete

I ⇒ me



you ⇒ you



he ⇒ him



she ⇒ her



we ⇒ us



it ⇒ it



they ⇒ them




1. I see **the cat!**

I see **it!**

Look, **the cat** is reading!


Look, **it** is reading!



2. Tom sees

3. My cat loves

Mewo, the cat wants to play with



4. I see **Tom!**

I see

Let's watch ride his scooter!



5. I see **Sally!**

I see

Look at jumping with the rope!



Read and circle the correct answer

1. I see (they/them) every day.

2. My friend sits near (I/me) in the class.

3. Sara goes with (we/us) to the movies a lot.


4. I like (she/her) very much.

5. I know (he/him) and his brother.

6. I often go with (they/them) to the city.



Draw your family tree, then present it to your class



Using the spaces below, write an email to a friend or a family member

AutoMail

Search Mail and People

Send Attach Discard

^ Folders

- Inbox
- Junk Email
- Drafts
- Sent Items
- Deleted Items
- Archive
- Book Modifications
- Face Book
- pictures

To

Cc: Bcc

Add a subject

Hi,

How are you? Next Girgaian, I'd like to

Then,

Finally,

Please write back and tell me what you would like to do!

Sincerely,

Send Discard



Summative Assessment 1

Summative Assessment 1

SA

Language Form and Meaning

A) Vocabulary



Choose the correct answer from a, b, c and d:

- is my favourite sport.
a) Stadium b) Cycling c) Pony tail d) Celebration
- were you born? I was born on April 12th.
a) What b) Who c) Where d) When

B) Grammar



Choose the correct answer from a, b, c and d:

- I like cakes.
a) bake b) bakes c) baking d) baked
- Yesterday, I a new school bag.
a) buy b) buys c) buying d) bought

C) Writing

Write a paragraph of 4 sentences about a new baby with the help of the picture and guide words:

last week - baby - Sara - beautiful - visit - present



.....

.....

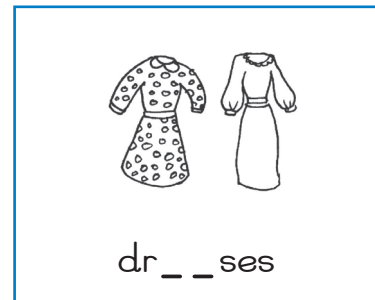

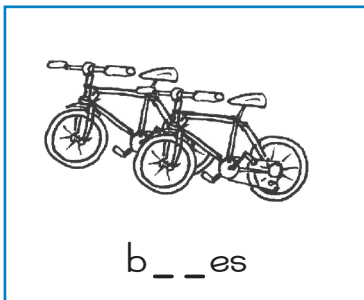

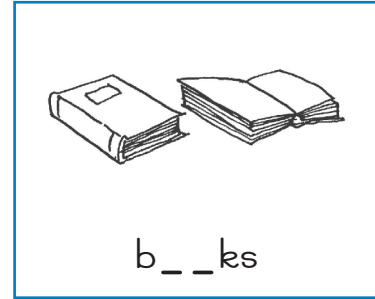

.....

.....

.....







Listen and write



sounds like 's'	sounds like 'z'	sounds like 'iz'
	flowers	



Use the stickers of the hen's life cycle on page 49 (Pupil's book)
Put them in the correct order, then write four sentences
about them



First,



Then,



Next,



And finally,



Help Adnan write his report using the following words

First – Next – Finally – Then

....., he writes his report about honey.

....., he reads his report for his friends in the class.

....., he finds some information about honey.

....., Adnan surfs the net looking for information about honey.



Complete the following sentences using (am, is or are)

1. Look! The man wearing a cap.
2. Listen! The birds singing on top of the tree.
3. We learning English now.
4. Look! A kite flying up in the sky.
5. I listening to the teacher at the moment.



Write what they are doing

1. I chocolate now. (eat)



2. My friends me. (call)



3. Look! It outside. (rain)



4. At the moment, Sara and Noura to school. (go)





Look at the pictures, read and complete

1) John is than Mark. (young)

2) Oliver is than Mark. (old)

3) John is the (young)



Oliver



Mark





John



Make sentences based on the facts in the table using the adjectives in the box below

small big light heavy slow fast



Features	Tiger	Cheetah
Weight	109-227 kilograms	39-65 kilograms
Body Size	200 centimetres	112-135 centimetres
Running Speed	35-55 kilometres per hour	97-113 kilometres per hour

1. A cheetah is smaller than a tiger.

2. A tiger is a cheetah.

3.

4.








5.



Decode the names of the animals then fill in the table

- A = 1
- B = 2
- C = 3
- D = 4
- E = 5
- F = 6
- G = 7
- H = 8
- I = 9
- J = 10
- K = 11
- L = 12
- M = 13
- N = 14
- O = 15
- P = 16
- Q = 17
- R = 18
- S = 19
- T = 20
- U = 21
- V = 22
- W = 23
- X = 24
- Y = 25
- Z = 26

$2 + 5 + 5 =$ bee
$6 + 9 + 19 + 8 =$
$12 + 9 + 26 + 1 + 18 + 4 =$
$18 + 1 + 2 + 2 + 9 + 20 =$
$3 + 8 + 5 + 5 + 20 + 1 + 8 =$
$6 + 1 + 12 + 3 + 15 + 14 =$
$5 + 12 + 5 + 16 + 8 + 1 + 14 + 20 =$

<i>Actions Animals</i>	 walk	 swim	 fly	 climb	 change colour	 run	 eat meat
			bee				



Form questions for the given answers with the help of the picture



1. What is the old man doing?

The old man is looking inside his bag.

2. Where

The two women are sitting in the garden.

3.


The three boys are playing football in the garden.

4.

The dog is running.









Look at the pictures and fill in the crossword puzzle using the words + ing with the help of the pictures





Complete the GCC Countries Fact File, then choose a country to talk about

	Country Name	Capital	Currency	Landmarks
				
				
				Bahrain Fort
	United Arab Emirates			
			Qatari Riyal	
				Al-Jabal Al-Akhdar



With reference to the fact file, choose a country and write 4 sentences about it

.....

.....

.....

.....

.....



Look at the pictures and write complete sentences

Don't forget to use must/mustn't



.....You must sleep early.....



.....








.....



.....



Listen and reorder the pictures





Read and complete



At 9 o'clock on Sunday, December 1st 2010, Kuwait Football Team won the Gulf Cup.

What were these people doing when the footballer scored the goal?



They were
when
.....



Salim when
.....
.....



The children
when
.....



My sister
when
.....



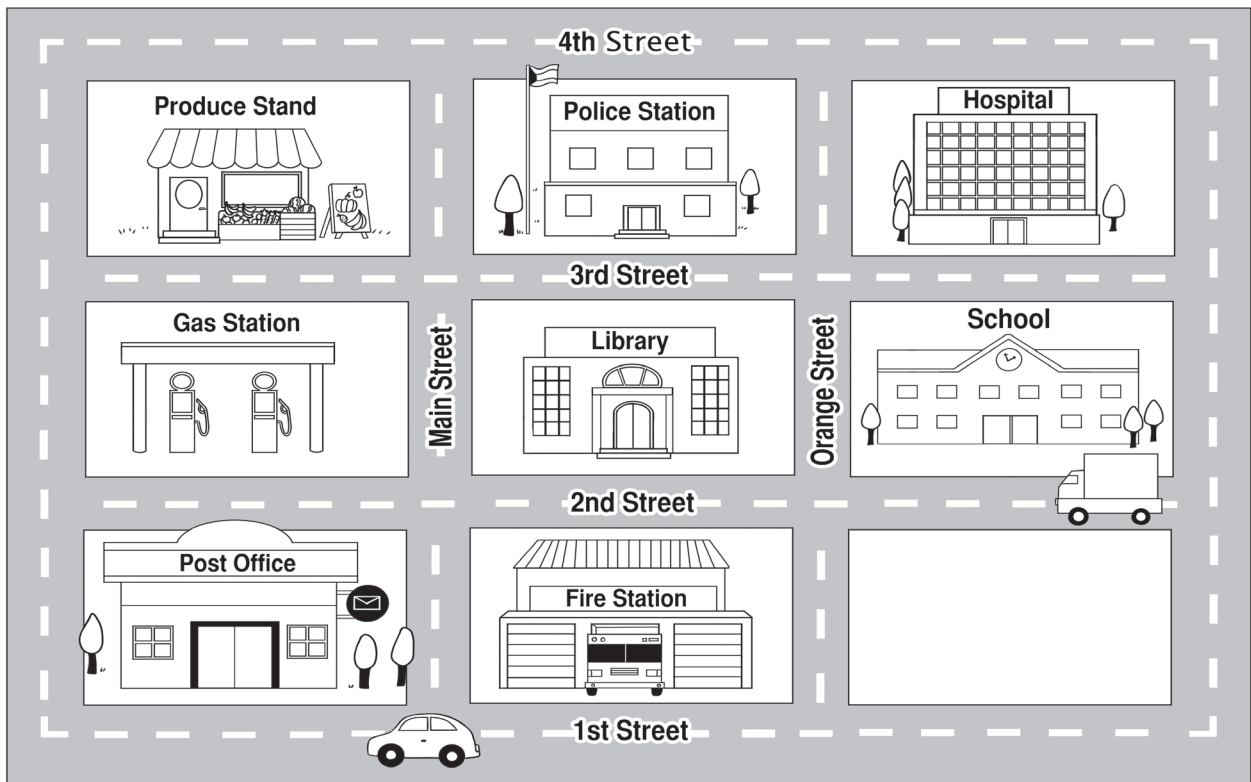
Circle, then re-write using the correct capitalisation and punctuation

last month, i went to dubai with my family the weather was very nice we went to dubai mall at the mall we watched a movie had lunch and bought new clothes it was a fantastic day.

Last month, I



Follow the instructions below and add the details to the map



1. Draw three trees next to the library.
2. Draw a car next to the gas station.
3. Colour the Orange Street orange.
4. Colour all of Main Street green.
5. Draw a flower shop in the empty square.



Complete the sentences using the given words



The sheep is jumping the fence.



The cat is the tree.

along
up
through
over
down



He is walking the beach.



The man is running the park to go home.



Write an email of 4 sentences about your beautiful country with the help of the given words

beautiful - places - visit - shopping malls - libraries - people - friendly

Send

Save New

Discard

To:

Subject:

Hello,

.....
.....
.....
.....

Yours,



**Summative
Assessment 2**

Language Form and Meaning

A) Vocabulary



Choose the correct answer from a, b, c and d:

1. A butterfly has four What a beautiful insect!
 a) wings b) museums c) rocks d) lakes
2. Schools start at half past seven.
 a) Widely b) exactly c) carefully d) safely

B) Grammar



Choose the correct answer from a, b, c and d:

1. Look! The bees are honey.
 a) make b) made c) making d) makes
2. We must the Kuwaiti flag.
 a) respect b) respects c) respected d) respecting

C) Writing

Write a short paragraph of four sentences about being a good citizen, using the following guide words and picture:

(respect – citizen – poor – helpful – donate – volunteer)



.....


.....

.....

.....

Further Reading

Read Gulliver's Travels on Pupil's book page 65, then complete



Another title for the story could be:

.....

.....

Draw a cover for the story

CHARACTER:

My favourite character was:

.....

Four words to describe this character.

1.

2.

3.

4.

SETTING

One place where the story happened was:

.....

Three words to describe this setting:

1.

2.

3.

Read Gulliver's Travels on Pupil's book page 67, then complete

THE STORY

Beginning

.....
.....
.....

Middle

.....
.....
.....

End

.....
.....
.....

The story is ...

- Awesome!
- Pretty good.
- OK.
- Not my favourite.
- One I did not like.

I learned that...

.....
.....
.....

Joha and the Donkey

Read Joha and the Donkey on Pupil's book page 69, then complete

Rate the story



The setting (place and time)

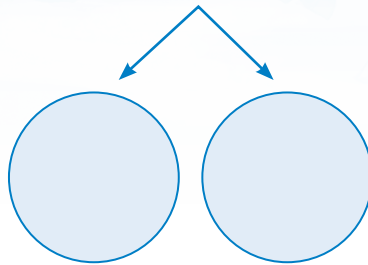
.....
.....
.....



The Problem

.....
.....
.....
.....

The main character



My favourite character "is" "because".....
.....



How was the problem solved

.....
.....
.....
.....



The lesson I learned

.....
.....



Another ending

.....
.....



Read Joha and the Kettle on Pupil's book page 71, then complete

Who

are the characters?

.....
.....



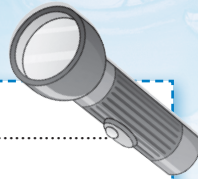
Title:

Why

I like this story

was the problem?

.....
.....
.....
.....



.....
.....
.....
.....
.....



What

My favourite part of the story was

.....
.....
.....

How

I rate this story



ok



great






awesome



Complete the exercise on page 27 using the following Stickers

Life cycle of a hen





Grade
4A